

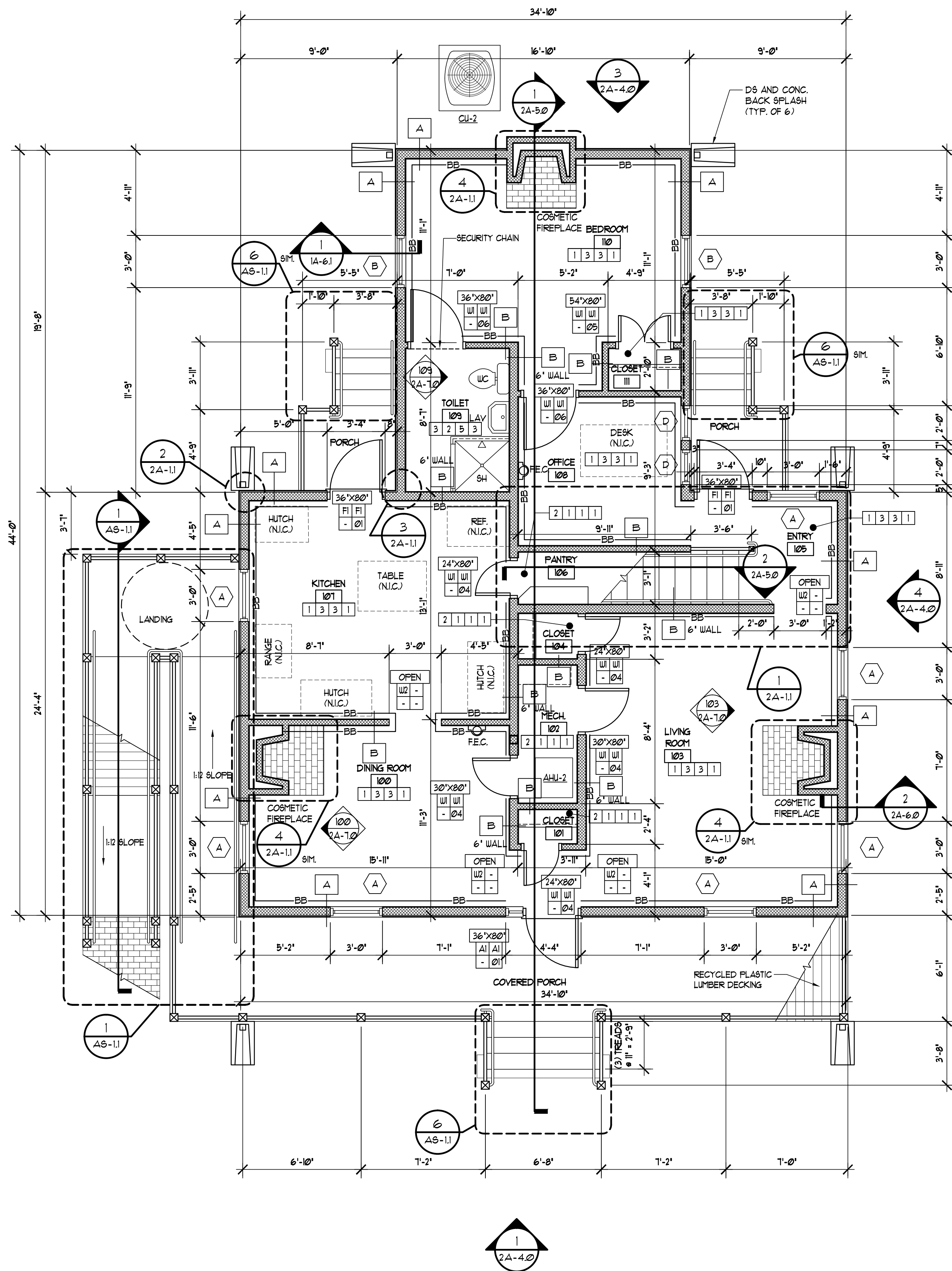


ATTACHMENT

90% DRAWINGS AND SPECIFICATIONS

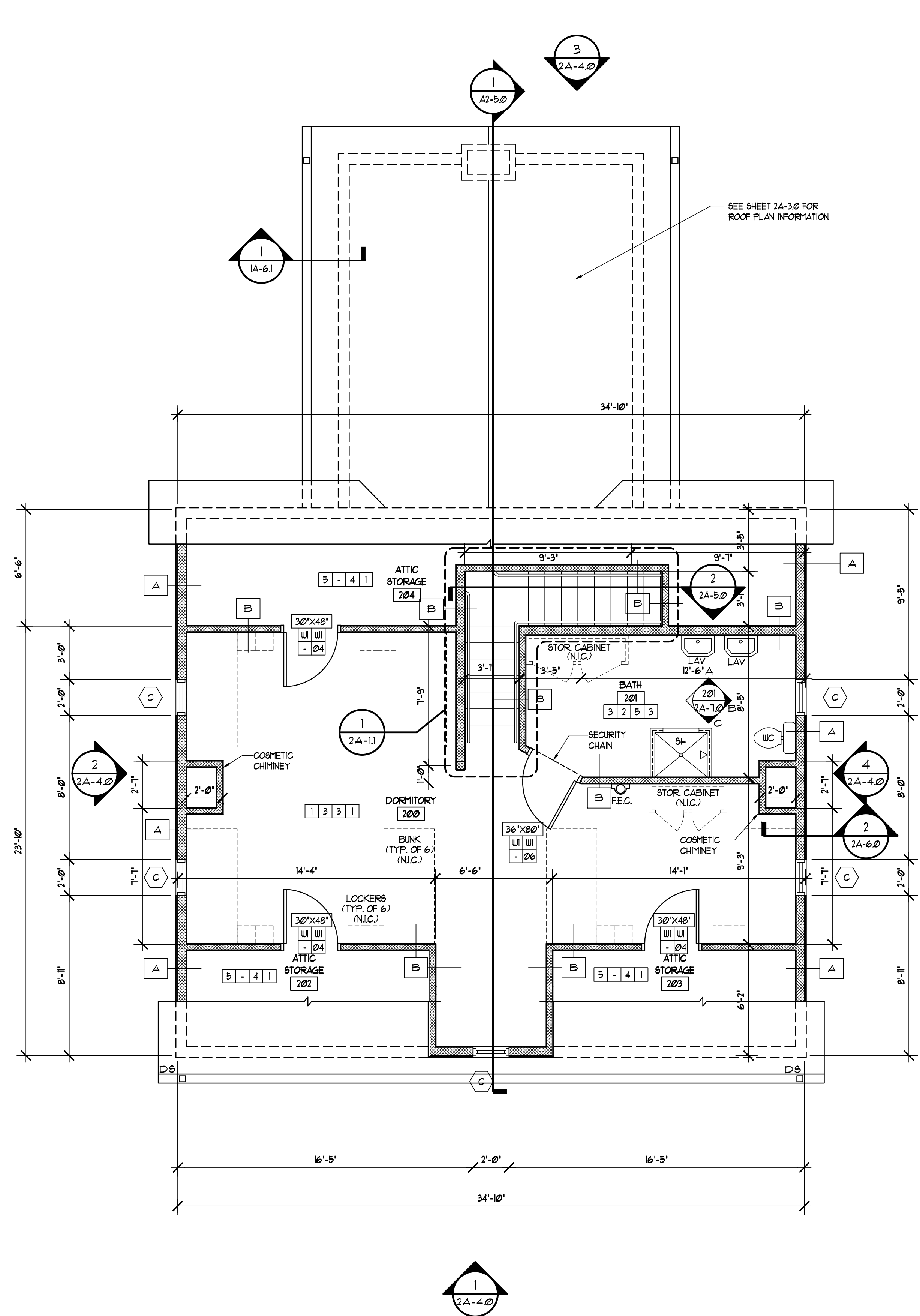
- Drawings-1.pdf
General Phase 1 and Phase 2 Drawings
- Drawings-2.pdf
Drawings for Replica Cottage and Education Cottage
(Lighthouse Experience)
- Drawings-3.pdf
General Phase 1 and Phase 2 Specifications and Details

Note: all drawings and specifications for both Phase 1 and Phase 2 were done at the same time. To simplify for this grant request, drawings only for Phase 1 buildings have been removed.



1 REPLICAHOUSE FIRST FLOOR PLAN

SCALE: 1/4" = 1'-0"



2 REPLICAHOUSE SECOND FLOOR PLAN

SCALE: 1/4" = 1'-0"

ROOM NAME AND FINISH KEY LEGEND

ROOM NAME	CORRIDOR	WALL FINISH
FLOOR	100	CEILING FINISH
BASE FINISH	1 2 1 2	
FLOOR:		BASE:
1. T&G WOOD FLOOR		1. VINYL
2. VCT		2. CERAMIC TILE
3. CERAMIC TILE		3. WOOD TRIM
4. CARPET		
5. EXPOSED PLYWOOD		CEILING:
		1. PAINTED (DRYWALL)
		2. PAINTED (EXPOSED STRUCTURE)
		3. EPOXY PAINTED
WALLS:		
1. PAINTED		
2. EPOXY PAINTED		
3. BEAD BOARD WAINSCOT W/ PAINTED DRYWALL		
4. EXPOSED PLYWOOD		
5. TILE # 15' AFF. W/ EPOXY PAINT ABOVE		

DOOR TYPE LEGEND

DOOR SIZE	36"x80"	DOOR MAT./TYPE
FRAME MAT./TYPE	A I A I	HARDWARE SET
FIRE RATING	1	
DOOR TYPE LEGEND:		
A - ALUMINUM		
W - WOOD		
F - FIBERGLASS		

WALL LEGEND

	NOMINAL 6" EXTERIOR STUD WALL W/ 100% INSULATION AND 5/8" GYP. BOARD ON ONE SIDE AND 5/8" EXT. GRADE PLYWOOD AND LAF HARDI-BORARD SIDING ON THE OTHER
	BEAD BOARD WAINSCOT 40"H. AFF. ON 5/8" DRYWALL SUBSTRATE
	NOMINAL 4", 6" OR 8" INTERIOR PARTITION WALL W/ ACOUSTICAL INSULATION AND 5/8" GYP. BOARD ON BOTH SIDES
	RECESSED FIRE EXTINGUISHER IN CABINET
	CORNER GUARD
	HIGH IMPACT WALL COVERING
	FLOOR DRAIN
	DOWNSPOUT

ACCESSORY LEGEND

SYMBOL	ACCESSORY DESCRIPTION	NOTES
	SOAP DISPENSER	BY CONTRACTOR
	PAPER TOWEL DISPENSER	BY CONTRACTOR
	24" X 36" ADA MIRROR	BY CONTRACTOR
	TOILET PAPER DISPENSER	BY CONTRACTOR
	ADA GRAB BAR	BY CONTRACTOR
	SANITARY NAPKIN DISPOSAL	BY CONTRACTOR
	TOILET SEAT COVER DISPENSER	BY CONTRACTOR
	ELECTRIC WATER COOLER	BY CONTRACTOR
	MOP HOLDER	BY CONTRACTOR

- NOTE:
- OWNER PROVIDED ITEMS TO BE INSTALLED BY CONTRACTOR.
 - ALL SINKS NOT IN TOILET ROOMS TO HAVE SOAP AND PAPER TOWEL DISPENSER, PROVIDED BY OWNER, CONTRACTOR INSTALLED.
 - P.T. PLYWOOD BEHIND ALL WALL MOUNTED FIXTURES, PARTITIONS, ETC. FOR SUPPORT.
 - LOCATIONS OF TOILET ACCESSORIES ARE DIAGRAM'ITC. VERIFY FINAL PLACEMENT IN FIELD WITH OWNER, OWNER'S REP. AND/OR ARCHITECT.

REVISIONS AND UPDATES

10/01/14	90% CONSTRUCTION DOCUMENTS
06/18/14	PROGRESS SET
03/21/14	DESIGN DEVELOPMENT SET
09/20/12	SCHEMATIC PLANS

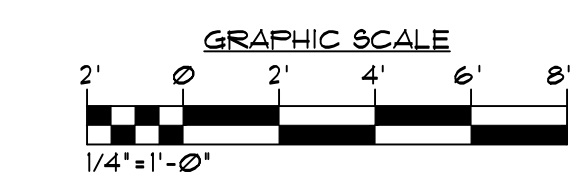
CAPE CANAVERAL LIGHTHOUSE FOUNDATION
LIGHTHOUSE KEEPER'S COTTAGES
LIGHTHOUSE RD CAPE CANAVERAL AFS, FL
REPLICAHOUSE FLOOR PLANS


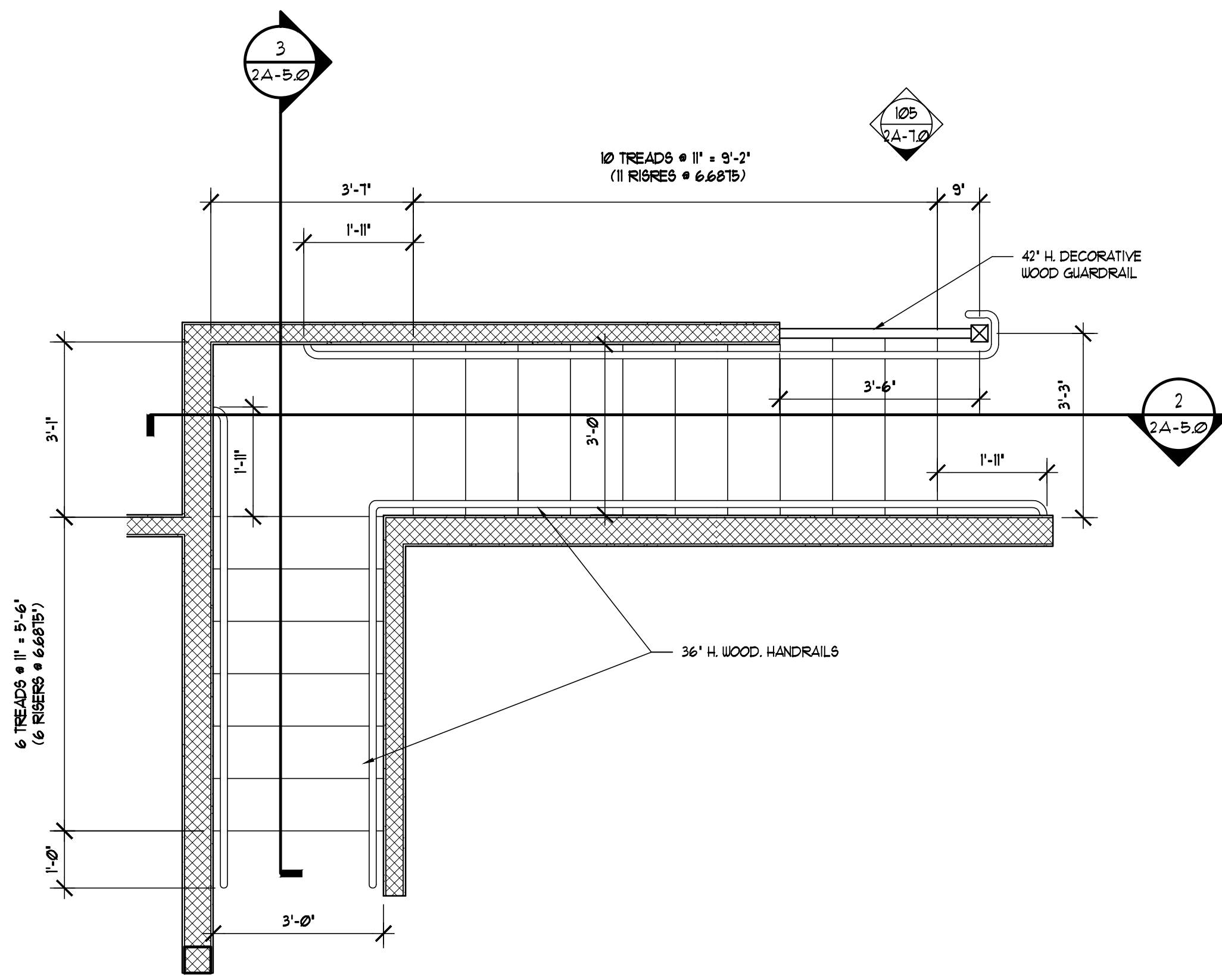
drawn 09/30/14 CNK checked 01/03/14 JJR approved JJR

RZK FOR REVIEW NOT FOR CONSTRUCTION
AA-C201568

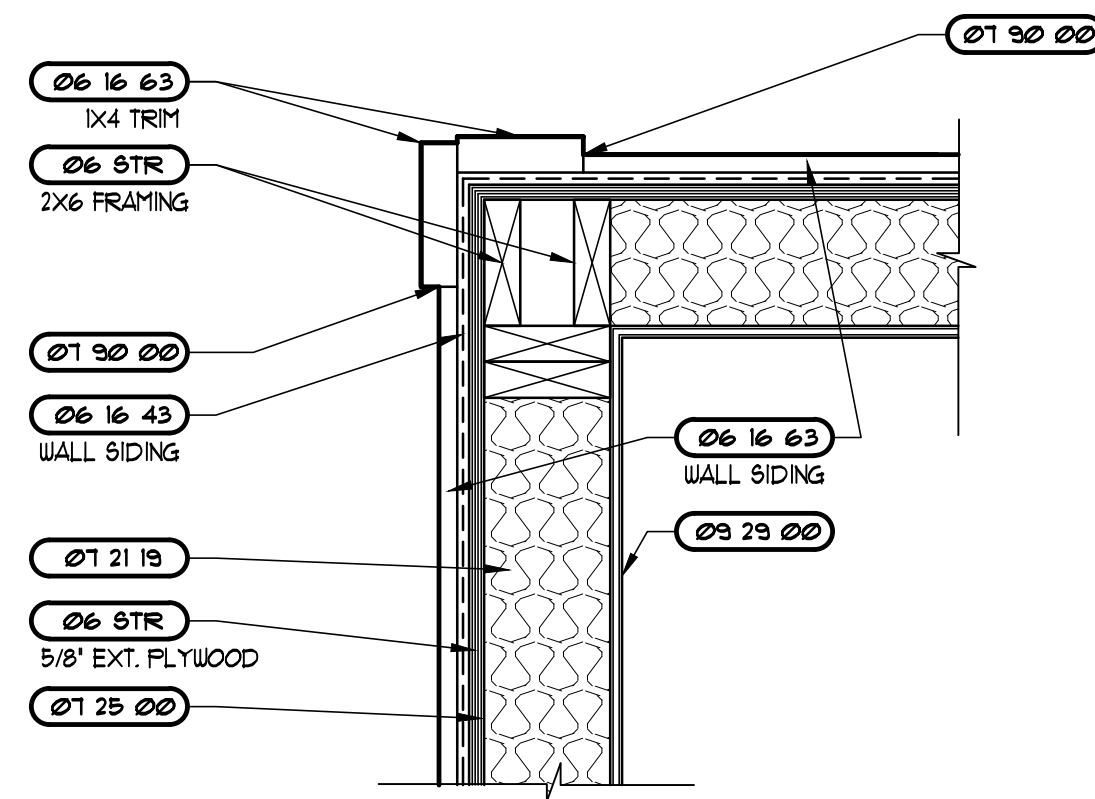
Job no. 20140
2A-1.0

ARCHITECTS RZK, INC.
800 FLORIDA AVENUE SUITE 202 COCOA, FLORIDA 32922 TELEPHONE (321) 631-8039

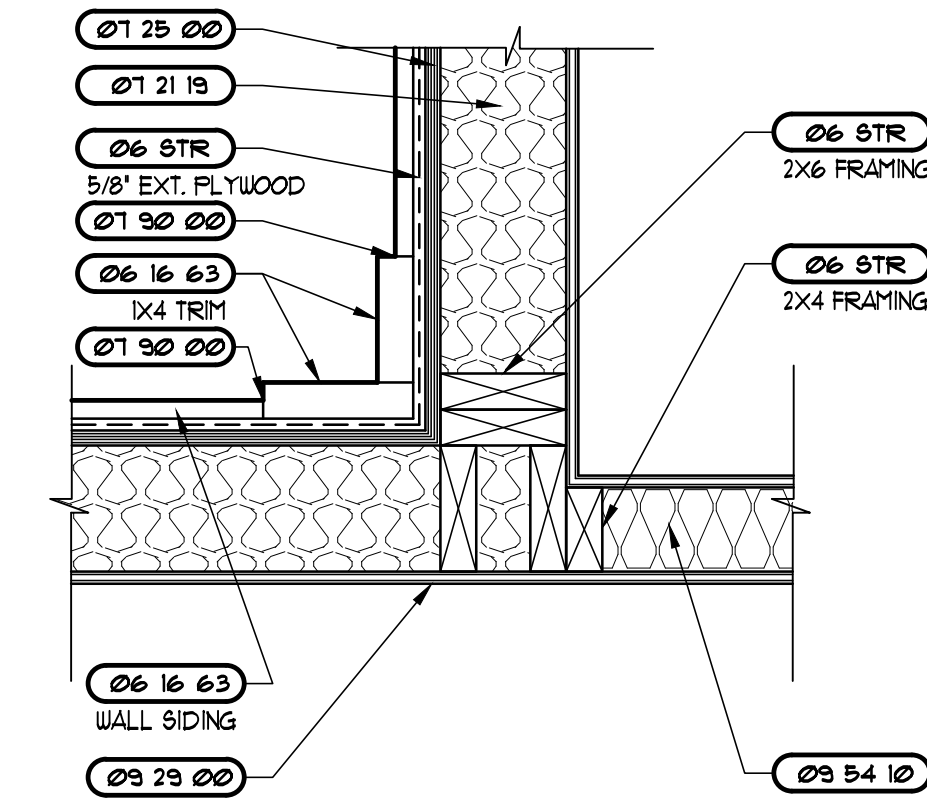




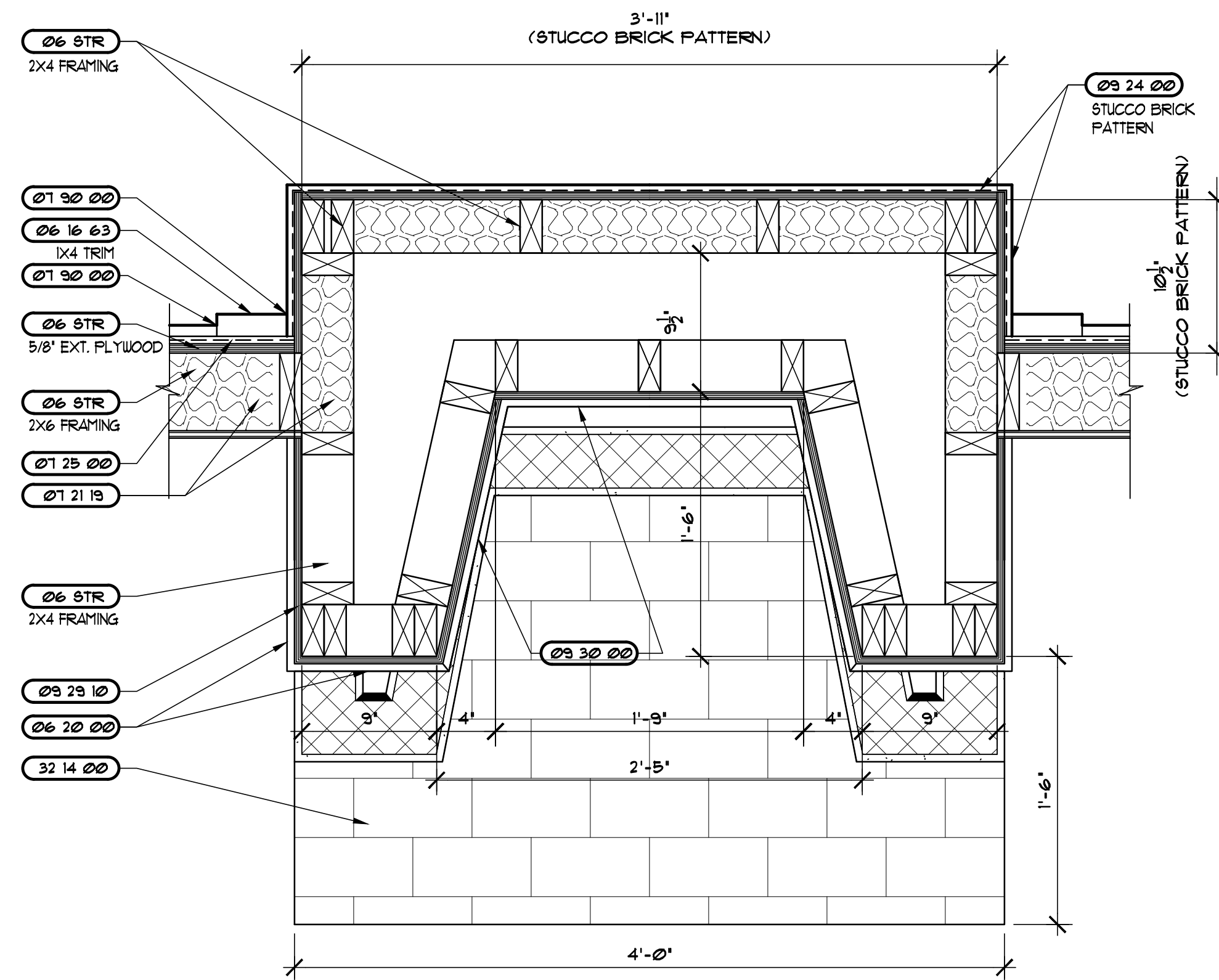
1 **ENLARGED STAIR PLAN**
SCALE: 1/2" = 1'-0"



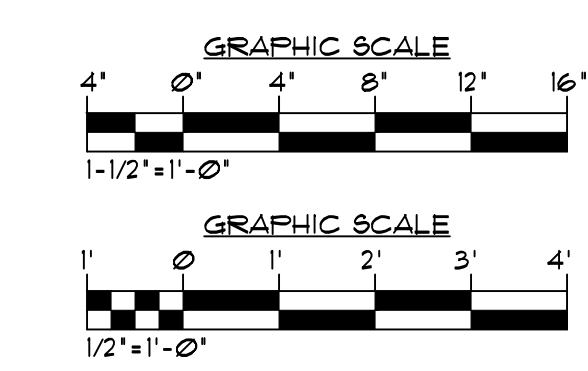
2 **EXT. CORNER DETAIL**
SCALE: 1-1/2" = 1'-0"



3 **EXT. CORNER DETAIL**
SCALE: 1-1/2" = 1'-0"



4 **COSMETIC FIREPLACE DETAIL**
SCALE: 1-1/2" = 1'-0"



MATERIALS LIST

03 STR 03 48 16	SEE STRUCTURAL SPECIFICATIONS PRE-CAST CONCRETE SPLASH BLOCKS
04 STR 04 02 23 04 19 00	SEE STRUCTURAL SPECIFICATIONS MASONRY ACCESSORIES MASONRY SEALANT
05 STR 05 50 00 05 52 00	SEE STRUCTURAL SPECIFICATIONS METAL FABRICATIONS GUARDRAILS AND HANDRAILS
06 STR 06 10 13 06 10 53 06 11 00 06 16 43 06 16 63 06 20 00 06 40 23 06 65 00	SEE STRUCTURAL BLOCKING, STUDS, FURRING, ETC. ROUGH CARPENTRY ROUGH HARDWARE GYPSUM SHEATHING CEMENTITIOUS SIDING FINISH CARPENTRY ARCHITECTURAL LAMINATE CASEWORK RECYCLED PLASTIC LUMBER
07 12 00 07 21 19 07 25 00 07 27 00 07 31 13 07 60 00 07 11 23 07 84 00 07 90 00	WATERSHIELD UNDERLAYMENT (PEEL-N-STICK) FOAM-IN-PLACE INSULATION AIR / LEATHER BARRIER FIRE STOPPING ROOF SHINGLES METAL FLASHING AND TRIM MANUFACTURED GUTTERS & DOWNSPOUTS SPRAY-ON FIREPROOFING JOINT SEALERS
08 20 00 08 16 00 08 31 00 08 40 30 08 52 10 08 71 00 08 91 19	WOOD DOORS/FRAMES FIBERGLASS DOORS/FRAMES ACCESS DOORS ALUM. ENT. AND STOREFRONT SYSTEM FOR COASTAL COUNTIES ALUMINUM WINDOWS WITH TINTED GLASS FINISH HARDWARE FIXED DECORATIVE ALUMINUM LOUVERS
09 24 00 09 29 00 09 29 10 09 30 00 09 31 00 09 54 10 09 65 00 09 68 20 09 91 00	STUCCO ON LATH GYPSUM DRYWALL INTERIOR TILE BACKERBOARD CERAMIC TILE CULTURED MARBLE ACOUSTICAL INSULATION RESILIENT FLOORING CARPETING PAINTING
10 11 00 10 11 13 10 14 00 10 21 13 10 24 30 10 28 00 10 44 00 10 67 00 10 75 00	CHALKBOARDS, TACKBOARDS AND MARKERBOARDS TACKABLE WALL PANELS IDENTIFYING DEVICES SOLID PLASTIC COMPARTMENTS/PARTITIONS PATIO SCREEN TOILET AND BATH ACCESSORIES FIRE EXTINGUISHERS AND CABINETS SHELVING FLAGPOLES
11 45 70	TELEVISION SUPPORT BRACKETS
12 48 00	RUGS AND MATS
22 PLUMB	SEE PLUMBING SPECIFICATIONS
23 MECH	SEE MECHANICAL SPECIFICATIONS
26 ELECT	SEE ELECTRICAL SPECIFICATIONS
31 31 16	TERMITE CONTROL
32 14 00 32 31 19	BRICK PAVERS DECORATIVE FENCING SYSTEM AND GATES

REVISIONS AND UPDATES

10/01/14		90% CONSTRUCTION DOCUMENTS
06/18/14		PROGRESS SET
03/21/14		DESIGN DEVELOPMENT SET
09/20/12		SCHEMATIC PLANS

**CAPE CANAVERAL LIGHTHOUSE FOUNDATION
LIGHTHOUSE KEEPER'S COTTAGES**

LIGHTHOUSE RD CAPE CANAVERAL AFS, FL
REPLICA HOUSE ENLARGED PLANS

drawn 09/30/14	CNK	checked 07/03/14	JJR	approved	JJR
----------------	-----	------------------	-----	----------	-----

RZK FOR REVIEW
NOT FOR
CONSTRUCTION


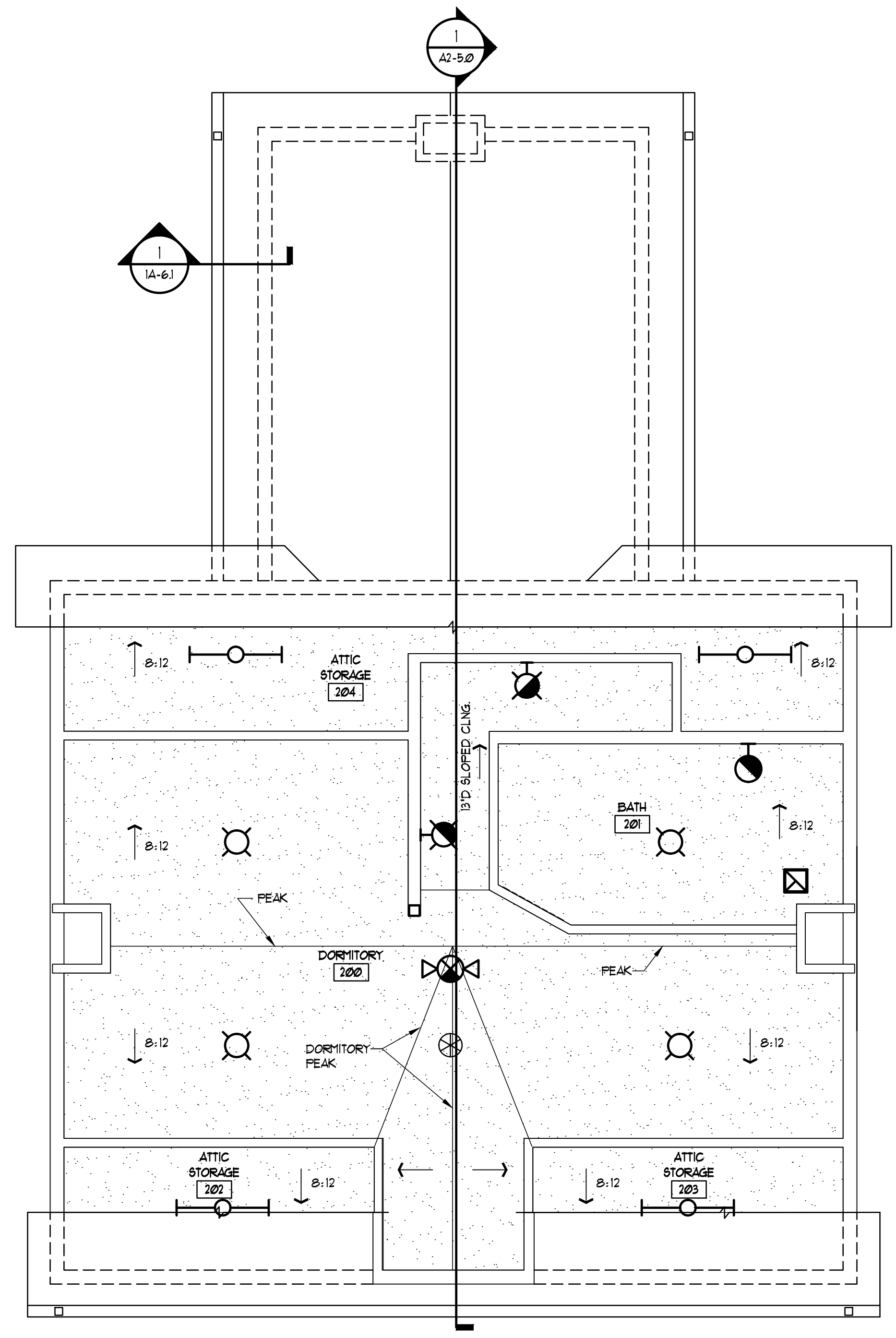
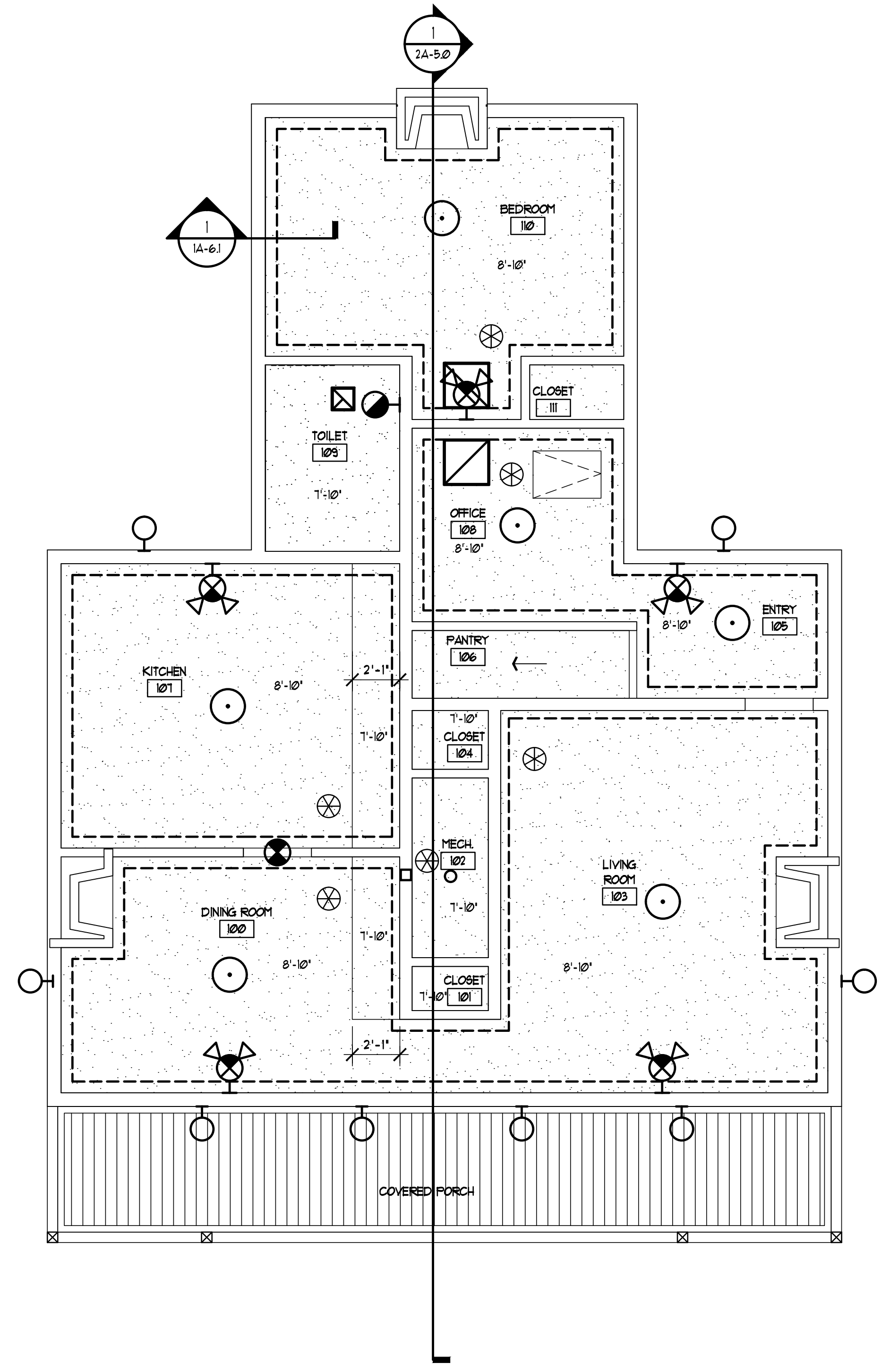
Job no. 200.40
2A-1.1

REFLECTED CEILING PLAN NOTES


1. ALL DETAILS AND SECTIONS SHOWN ON THE DRAWINGS ARE INTENDED TO BE TYPICAL AND SHALL BE CONSTRUED TO APPLY TO ANY SIMILAR SITUATION ELSEWHERE ON THE PROJECT EXCEPT WHERE A DIFFERENT DETAIL IS SHOWN, REFER TO FLOOR PLANS, ELEVATIONS, SECTIONS, AND SPEC. BOOK FOR ADDITIONAL DETAIL REFERENCES.
2. ARCHITECTURAL DRAWINGS TAKE PRECEDENCE OVER MECHANICAL AND ELECTRICAL FOR LOCATION OF LIGHTS, GRILLES, DIFFUSERS, CEILING GRIDS AND SIMILAR ITEMS. IF A DISCREPANCY EXISTS WITH QUANTITIES, NOTIFY ARCHITECT IMMEDIATELY. FOLLOW ARCHITECTURAL PLANS FOR LOCATION OF MECHANICAL DIFFUSERS AND RETURN AIR GRILLES. GRILLES AND DIFFUSERS INDICATED ON MECHANICAL DRAWINGS BUT NOT SHOWN ON ARCHITECTURAL ARE TO BE COORDINATED BETWEEN ARCHITECTURAL AND MECHANICAL DRAWINGS BY ARCHITECT DURING CONSTRUCTION.
3. REFER TO REFLECTED CEILING PLANS FOR FIRE RATED WALL LOCATIONS.
4. EVERY EFFORT MUST BE MADE TO GIVE CEILING A CLEAN AND WELL ORGANIZED APPEARANCE.
5. ANY VARIATION IN PLANS MUST BE APPROVED BY ARCHITECT PRIOR TO WORK.

REFLECTED CEILING LEGEND

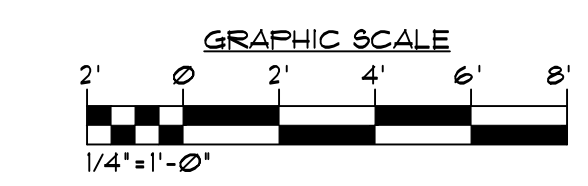
- SUPPLY AIR
- RETURN AIR
- EXHAUST FAN
- DIAGONAL SHADING DENOTES EMERGENCY LIGHT FIXTURE
- PENDANT MOUNTED LIGHT FIXTURE
- CABLE SUSPENDED LIGHT FIXTURE
- BARE FLUORESCENT LIGHT FIXTURE
- TRACK LIGHTING
- SURFACED MOUNTED DECORATIVE LIGHT FIXTURE
- WALL MOUNTED LIGHT FIXTURE
- EXIT LIGHT FIXTURE: CEILING MOUNTED / WALL MOUNTED/ EM LIGHT COMBINATION
- GYPSUM BOARD CEILING
- CEDAR WOOD PANELING W/ 1/4 CEDAR TRIM
- LOCKABLE DRYWALL, ATTIC ACCESS PANEL (20"x30") (MATCH PAINT AND TEXTURE OF CEILING)
- CROWN MOLDING
- OCCUPANCY SENSOR
- SMOKE DETECTOR
- HEAT DETECTOR
- SPEAKER



1 REPLICAHOUSE FIRST FLOOR RCP
SCALE: 1/4" = 1'-0"



2 REPLICAHOUSE SECOND RCP
SCALE: 1/4" = 1'-0"



© 2014 ARCHITECTS RZK, INC.

REVISIONS AND UPDATES

10/01/14	90% CONSTRUCTION DOCUMENTS
06/18/14	PROGRESS SET
03/21/14	DESIGN DEVELOPMENT SET
09/20/12	SCHEMATIC PLANS

**CAPE CANAVERAL LIGHTHOUSE FOUNDATION
LIGHTHOUSE KEEPER'S COTTAGES**

LIGHTHOUSE RD CAPE CANAVERAL AFS, FL
REPLICAHOUSE REFLECTED CEILING PLANS

drawn 09/30/14 CNK checked 07/03/14 JJR approved JJR

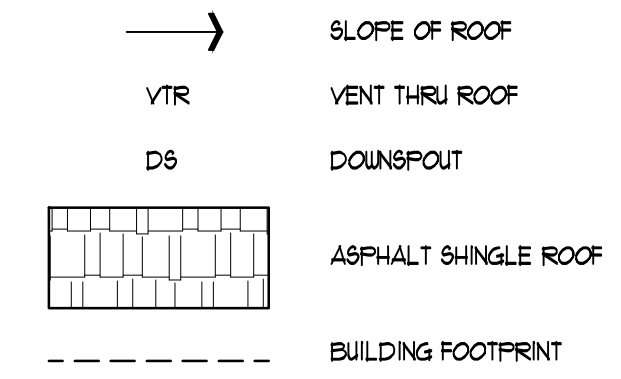
RZK FOR REVIEW NOT FOR CONSTRUCTION
Job no. 200.40
2A-2.0

ARCHITECTS RZK, INC.
800 FLORIDA AVENUE SUITE 202 COCOA, FLORIDA 32922 TELEPHONE (321) 631-8039

ROOF PLAN NOTES

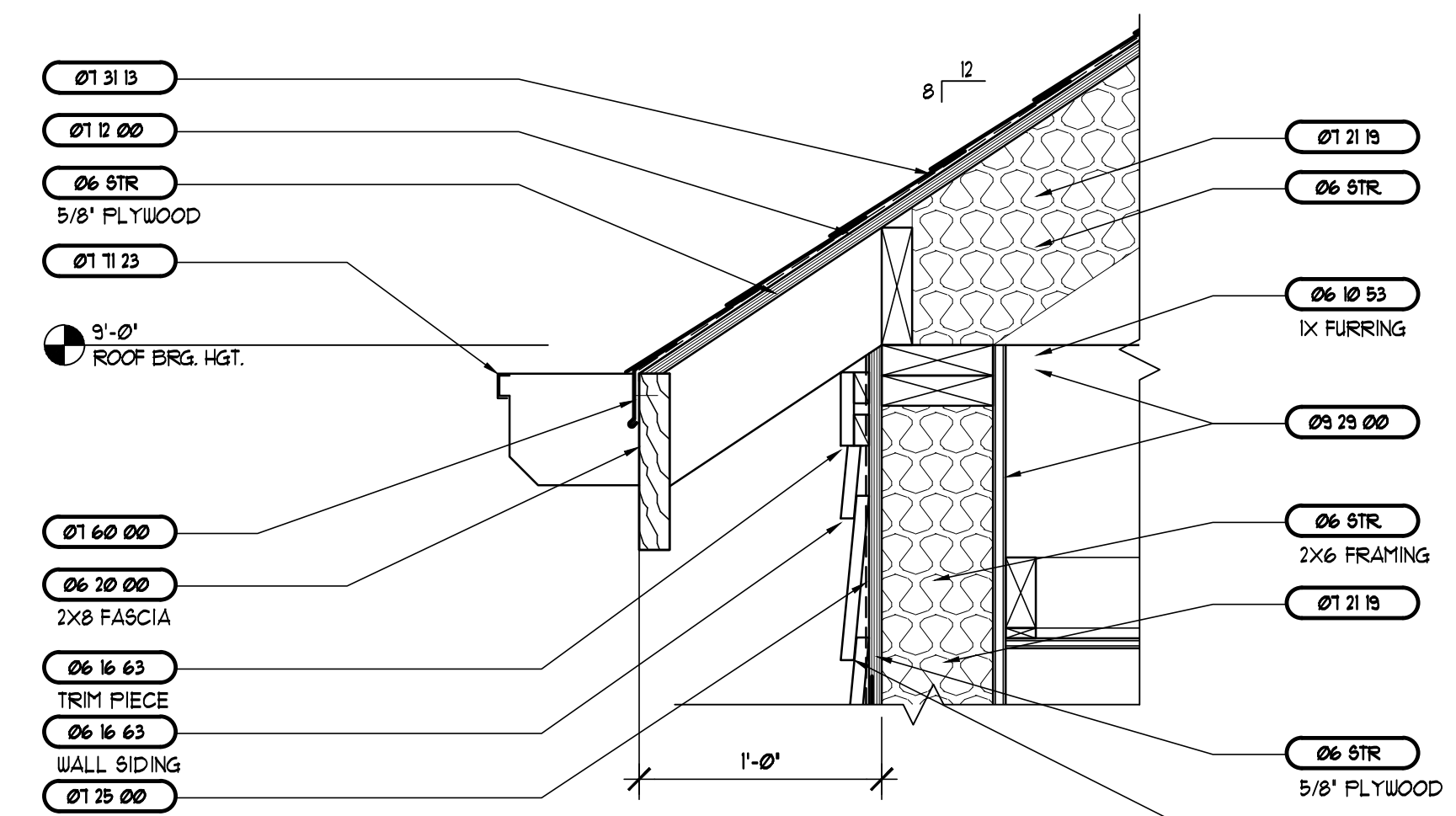
- REFER TO DIVISION 1 THERMAL & MOISTURE IN THE SPECIFICATIONS FOR ROOF FINISHES ETC.
- REFER TO THE ROOF DETAILS FOR ADDITIONAL INFORMATION.
- ALL DETAILS AND SECTIONS SHOWN ON THE DRAWINGS ARE INTENDED TO BE TYPICAL AND SHALL BE CONSIDERED TO APPLY TO ANY SIMILAR SITUATION ELSEWHERE ON THE PROJECT, EXCEPT WHERE A DIFFERENT DETAIL IS SHOWN.
- REFER TO PLUMBING, MECHANICAL, AND ELECTRICAL DRAWINGS AND SPECIFICATIONS FOR LOCATIONS OF VENTS, EQUIP, OR OTHER ROOF PENETRATIONS.
- THE GENERAL CONTRACTOR AND ROOFING SUB-CONTRACTOR MUST HAVE A COMPLETE UNDERSTANDING OF ALL APPLICABLE CODES, FM - LOSS PREVENTION DATA, 1995 FHRC APPROVAL GUIDE AND MANUFACTURERS RECOMMENDATIONS.
- PAINT ALL FLASHING, COPING, ETC. TO MATCH ADJACENT WALL COLOR.
- THE 'ON SITE' ROOFING FOREMAN MUST ATTEND THE PRE-ROOFING CONFERENCE.
- ROOF TOP EQUIPMENT REQUIRING SERVICE SHALL NOT BE LOCATED WITHIN 10'-0" OF EDGE OF ROOF.

ROOF LEGEND



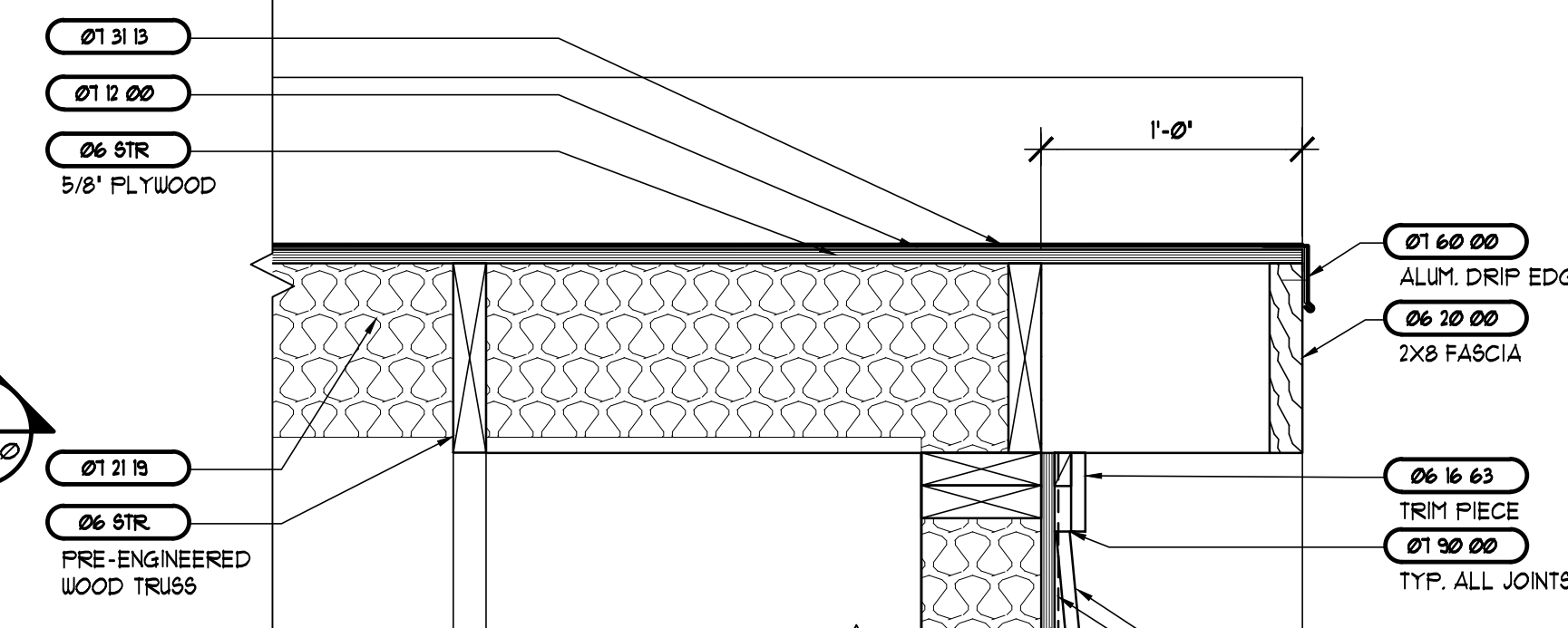
MATERIALS LIST

03 STR	SEE STRUCTURAL SPECIFICATIONS
03 48 16	PRE-CAST CONCRETE SPLASH BLOCKS
04 STR	SEE STRUCTURAL SPECIFICATIONS
04 02 23	MASONRY ACCESSORIES
04 19 00	MASONRY SEALANT
05 STR	SEE STRUCTURAL SPECIFICATIONS
05 50 00	METAL FABRICATIONS
05 52 00	GUARDRAILS AND HANDRAILS
06 STR	SEE STRUCTURAL SPECIFICATIONS
06 10 13	BLOCKING, STUDS, FURRING, ETC.
06 10 53	ROUGH CARPENTRY
06 11 00	ROUGH HARDWARE
06 16 43	GYPSUM SHEATHING
06 16 63	CEMENTITIOUS SIDING
06 20 00	FINISH CARPENTRY
06 40 23	ARCHITECTURAL LAMINATE CASEWORK
06 65 00	RECYCLED PLASTIC LUMBER
07 12 00	WATERSHIELD UNDERLAYMENT (PEEL-N-STICK)
07 12 19	FOAM-IN-PLACE INSULATION
07 25 00	AIR / LEATHER BARRIER
07 27 00	FIRE STOPPING
07 31 13	ROOF SHINGLES
07 60 00	METAL FLASHING AND TRIM
07 11 23	MANUFACTURED GUTTERS & DOWNSPOUTS
07 84 00	SPRAY-ON FIREPROOFING
07 90 00	JOINT SEALERS
08 20 00	WOOD DOORS/FRAMES
08 16 00	FIBERGLASS DOORS/FRAMES
08 31 00	ACCESS DOORS
08 40 30	ALUM. ENT. AND STOREFRONT SYSTEM FOR COASTAL COUNTIES
08 52 10	ALUMINUM WINDOWS WITH TINTED GLASS
08 71 00	FINISH HARDWARE
08 91 19	FIXED DECORATIVE ALUMINUM LOUVERS
09 24 00	STUCCO ON LATH
09 25 00	GYPSUM DRYWALL
09 29 10	INTERIOR TILE BACKERBOARD
09 30 00	CERAMIC TILE
09 31 00	CULTURED MARBLE
09 54 10	ACOUSTICAL INSULATION
09 65 00	RESILIENT FLOORING
09 68 20	CARPETING
09 91 00	PAINTING
10 11 00	CHALKBOARDS, TACKBOARDS AND MARKERBOARDS
10 11 13	TACKABLE WALL PANELS
10 14 00	IDENTIFYING DEVICES
10 21 13	SOLID PLASTIC COMPARTMENTS/PARTITIONS
10 24 10	PATIO SCREEN
10 28 00	TOILET AND BATH ACCESSORIES
10 44 00	FIRE EXTINGUISHERS AND CABINETS
10 61 00	SHELVING
10 75 00	FLAGPOLES
11 45 70	TELEVISION SUPPORT BRACKETS
12 48 00	RUGS AND MATS
22 PLUMB	SEE PLUMBING SPECIFICATIONS
23 MECH	SEE MECHANICAL SPECIFICATIONS
26 ELECT	SEE ELECTRICAL SPECIFICATIONS
31 31 16	TERMITE CONTROL
32 14 00	BRICK PAVERS
32 31 19	DECORATIVE FENCING SYSTEM AND GATES



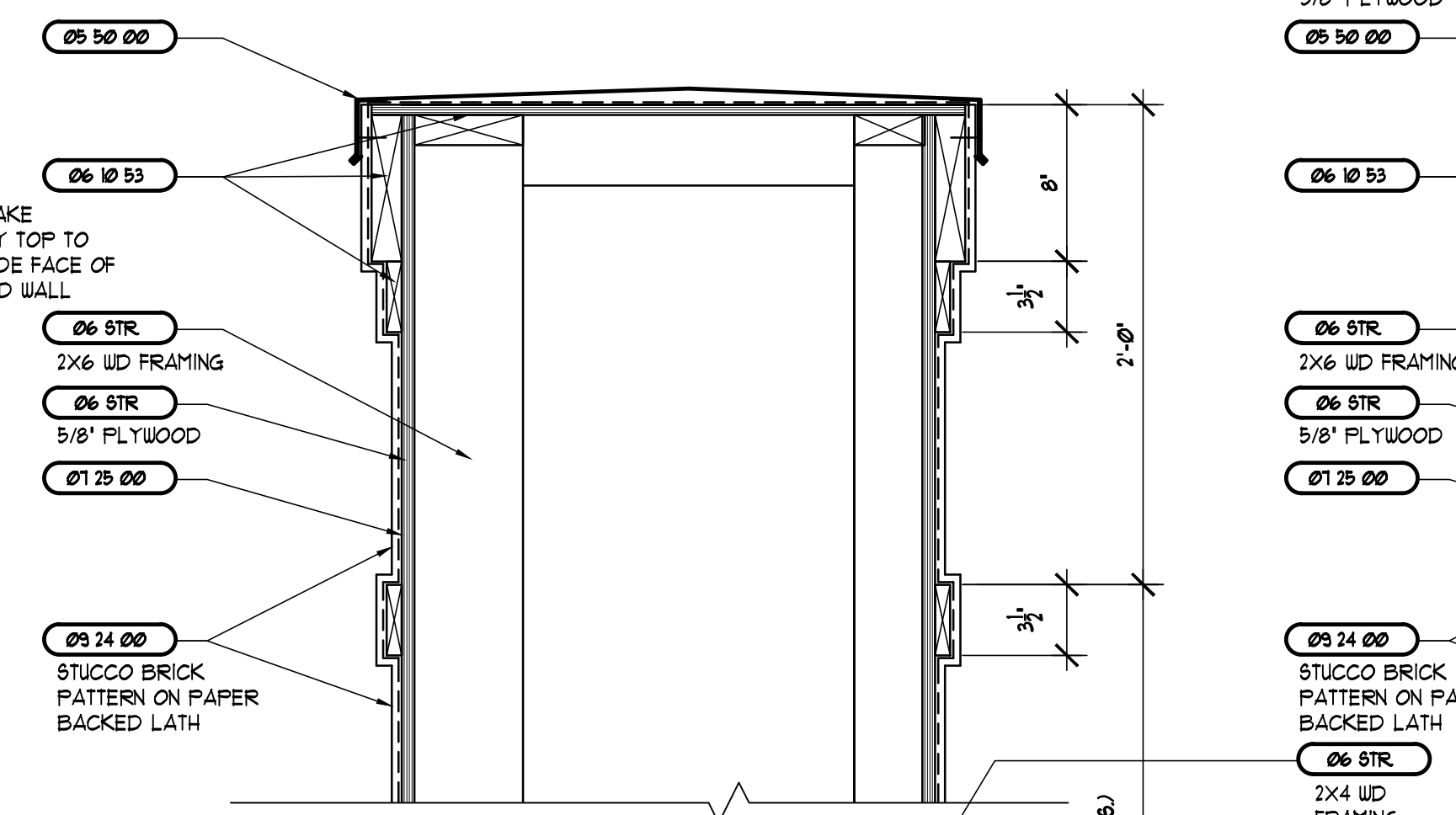
2 SOFFIT DETAIL

SCALE: 1-1/2"=1'-0"



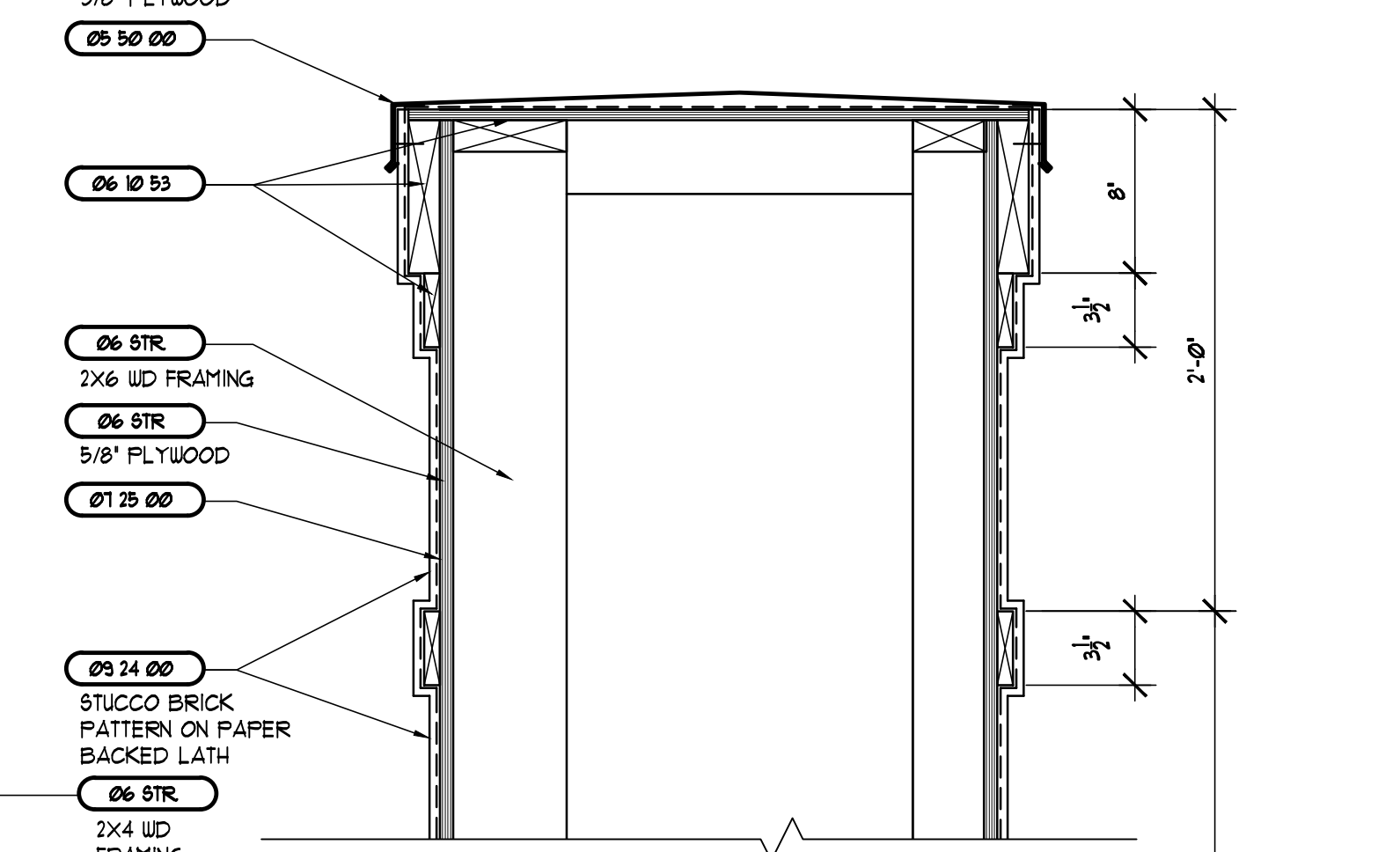
3 SOFFIT DETAIL

SCALE: 1-1/2"=1'-0"



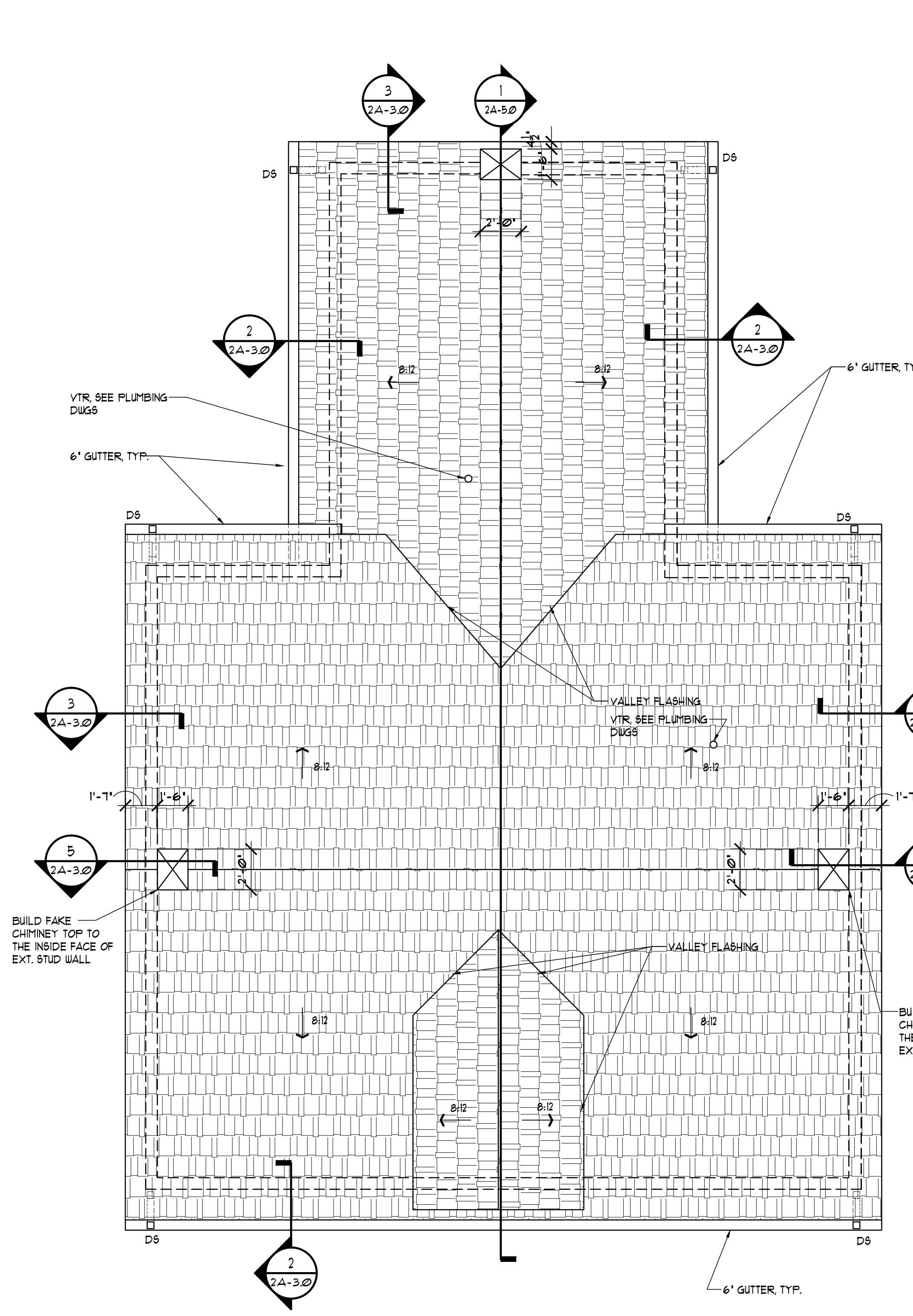
4 CHIMNEY TOP DETAIL

SCALE: 1-1/2"=1'-0"





5 CHIMNEY TOP DETAIL

SCALE: 1-1/2"=1'-0"



1 REPLIC HOUSE ROOF PLAN

SCALE: 1/4" = 1'-0"



REVISIONS AND UPDATES

10/20/14		90% CONSTRUCTION DOCUMENTS
06/18/14		PROGRESS SET
03/21/14		DESIGN DEVELOPMENT SET
09/20/12		SCHEMATIC PLANS

**CAPE CANAVERAL LIGHTHOUSE FOUNDATION
LIGHTHOUSE KEEPER'S COTTAGES**

LIGHTHOUSE RD CAPE CANAVERAL AFS, FL
REPLIC HOUSE ROOF PLAN

drawn 09/30/14 CNK checked 07/03/14 JJR approved JJR

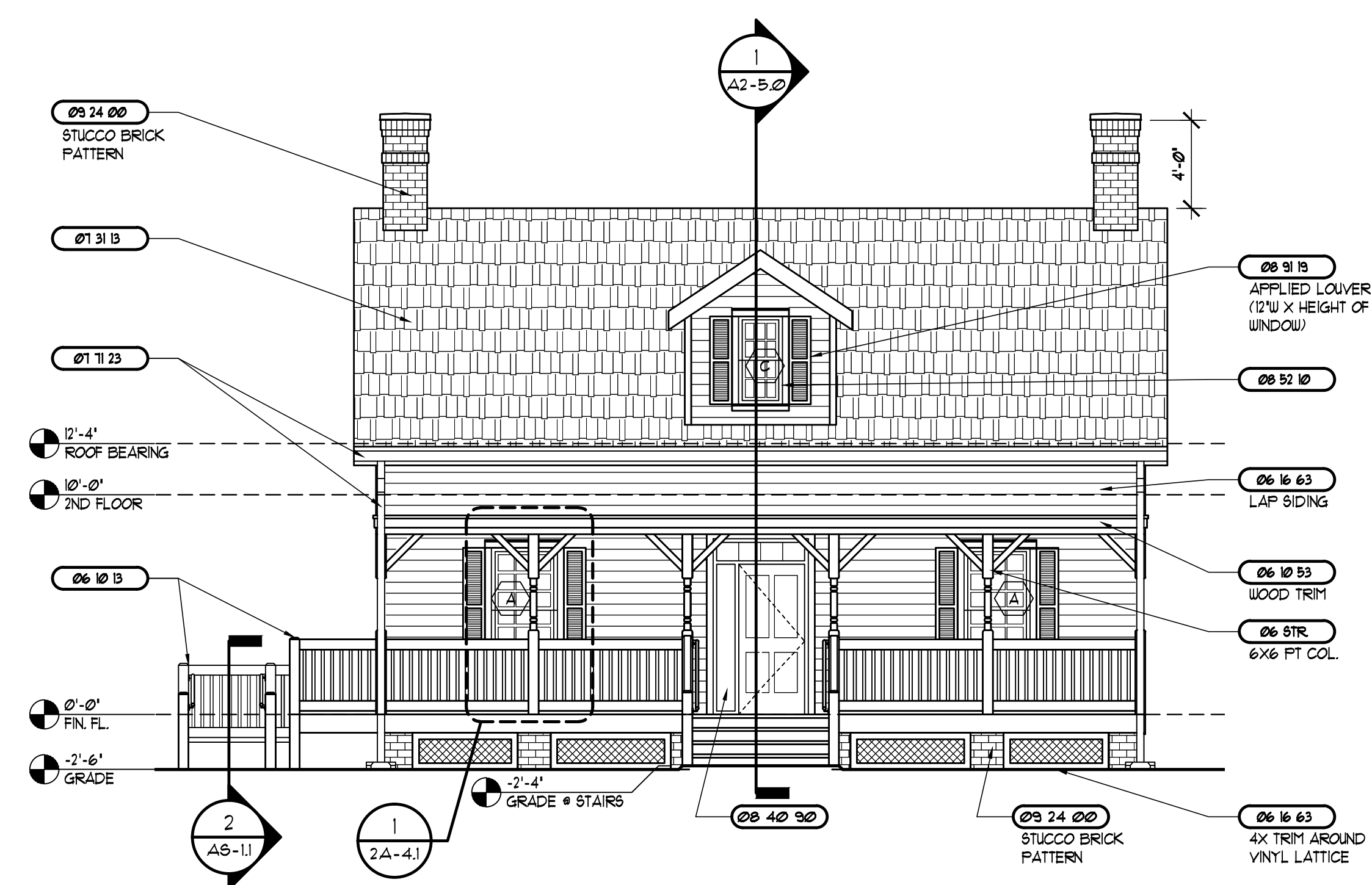
RZK FOR REVIEW NOT FOR CONSTRUCTION

AA-C200568

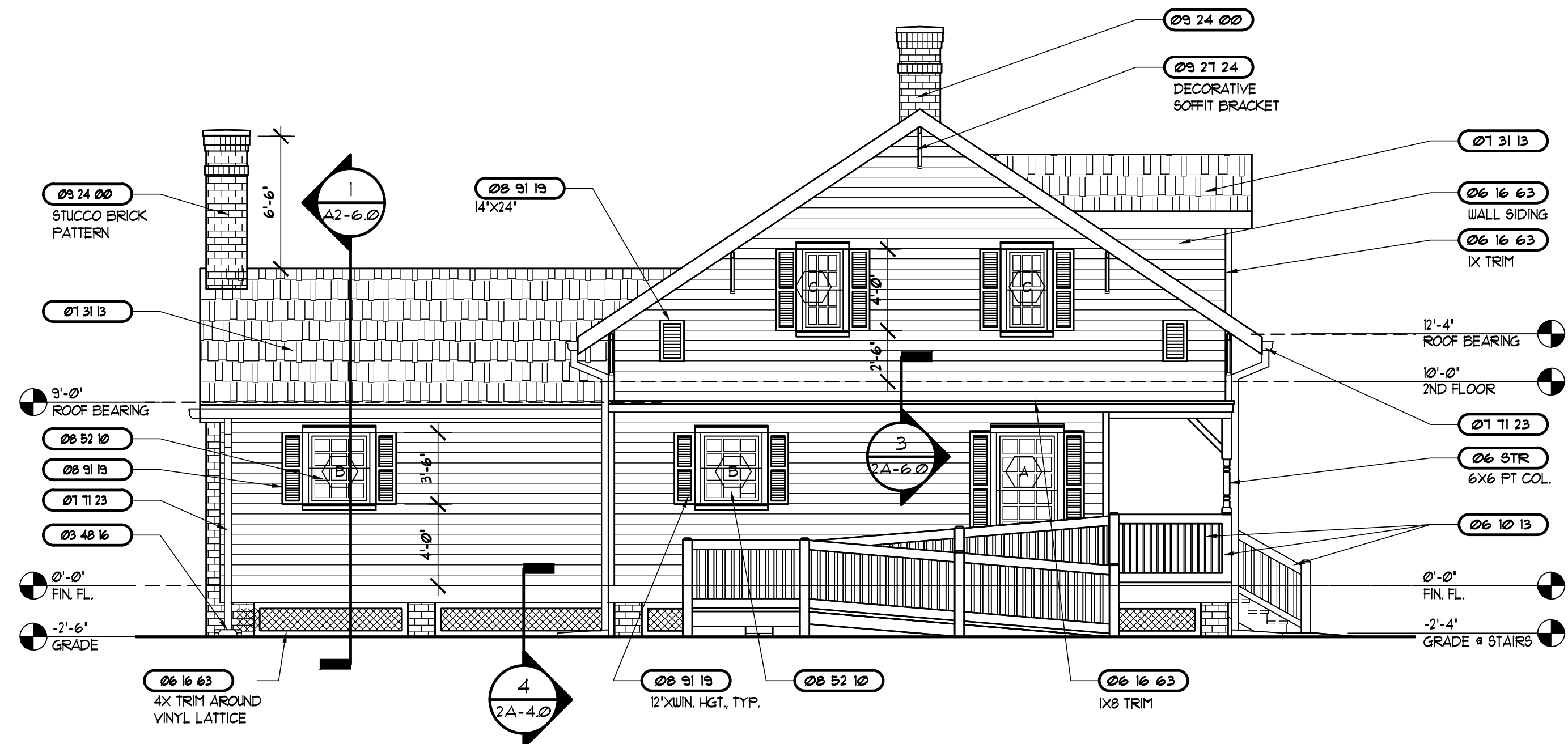
Job no. 200240
2A-3.0

MATERIALS LIST

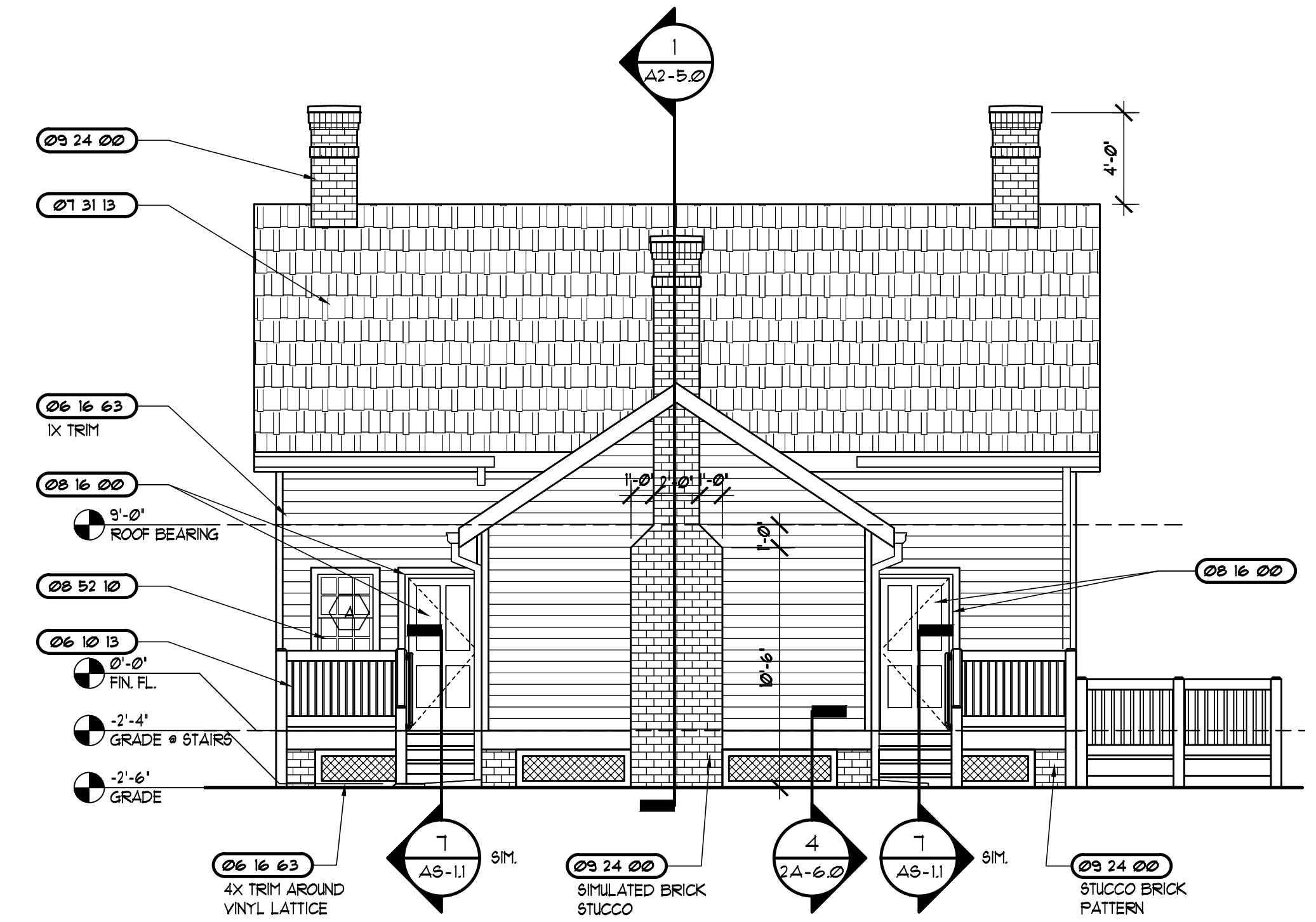
- 03 5TR SEE STRUCTURAL SPECIFICATIONS
- 03 48 16 PRE-CAST CONCRETE SPLASH BLOCKS
- 04 5TR SEE STRUCTURAL SPECIFICATIONS
- 04 02 23 MASONRY ACCESSORIES
- 04 19 00 MASONRY SEALANT
- 05 5TR SEE STRUCTURAL SPECIFICATIONS
- 05 50 00 METAL FABRICATIONS
- 05 52 00 GUARDRAILS AND HANDRAILS
- 06 5TR SEE STRUCTURAL SPECIFICATIONS
- 06 10 13 BLOCKING, STUDS, FURRING, ETC.
- 06 10 53 ROUGH CARPENTRY
- 06 11 00 ROUGH CARPENTRY
- 06 16 43 GYPSUM SHEATHING
- 06 16 63 CEMENTITIOUS SIDING
- 06 20 00 FINISH CARPENTRY
- 06 40 23 ARCHITECTURAL LAMINATE CASEWORK
- 06 65 00 RECYCLED PLASTIC LUMBER
- 07 12 00 WATERSHIELD UNDERLAYMENT (PEEL-N-STICK)
- 07 21 19 FOAM-IN-PLACE INSULATION
- 07 25 00 AIR / LEATHER BARRIER
- 07 27 00 FIRE STOPPING
- 07 31 13 ROOF SHINGLES
- 07 60 00 METAL FLASHING AND TRIM
- 07 11 23 MANUFACTURED GUTTERS & DOWNSPOUTS
- 07 84 00 SPRAY-ON FIREPROOFING
- 07 90 00 JOINT SEALERS
- 08 20 00 WOOD DOORS/FRAMES
- 08 16 00 FIBERGLASS DOORS/FRAMES
- 08 31 00 ACCESS DOORS
- 08 40 30 ALUM. ENT. AND STOREFRONT SYSTEM FOR COASTAL COUNTIES
- 08 52 10 ALUMINUM WINDOWS WITH TINTED GLASS
- 08 71 00 FINISH HARDWARE
- 08 91 19 FIXED DECORATIVE ALUMINUM LOUVERS
- 09 24 00 STUCCO ON LATH
- 09 29 00 GYPSUM DRYWALL
- 09 29 10 INTERIOR TILE BACKERBOARD
- 09 30 00 CERAMIC TILE
- 09 31 00 CULTURED MARBLE
- 09 34 00 ACOUSTICAL INSULATION
- 09 65 00 RESILIENT FLOORING
- 09 68 20 CARPETING
- 09 91 00 PAINTING
- 10 11 00 CHALKBOARDS, TACKBOARDS AND MARKERBOARDS
- 10 11 13 TACKABLE WALL PANELS
- 10 14 00 IDENTIFYING DEVICES
- 10 21 13 SOLID PLASTIC COMPARTMENTS/PARTITIONS
- 10 24 10 PATIO SCREEN
- 10 28 00 TOILET AND BATH ACCESSORIES
- 10 44 00 FIRE EXTINGUISHERS AND CABINETS
- 10 67 00 SHELVING
- 10 75 00 FLAGPOLES
- 11 45 70 TELEVISION SUPPORT BRACKETS
- 12 48 00 RUGS AND MATS
- 22 PLUMB SEE PLUMBING SPECIFICATIONS
- 23 MECH SEE MECHANICAL SPECIFICATIONS
- 26 ELECT SEE ELECTRICAL SPECIFICATIONS
- 31 31 16 TERMITE CONTROL
- 32 14 00 BRICK PAVERS
- 32 31 19 DECORATIVE FENCING SYSTEM AND GATES



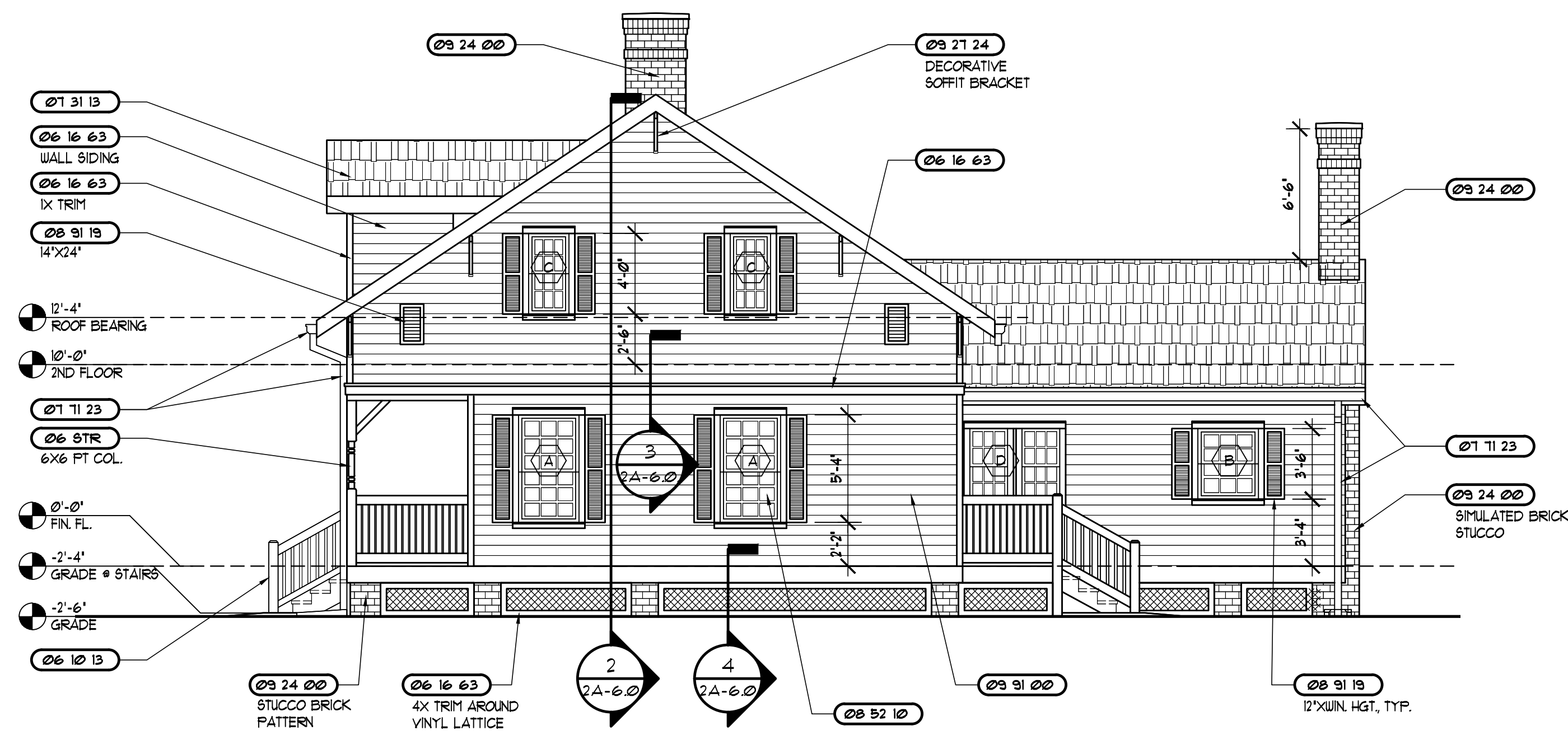
1 NORTH ELEVATION
SCALE: 3/16" = 1'-0"



2 WEST ELEVATION
SCALE: 3/16" = 1'-0"




3 SOUTH ELEVATION
SCALE: 3/16" = 1'-0"



4 EAST ELEVATION
SCALE: 3/16" = 1'-0"

NOTE:
GROUND ELEVATION FOR ALL EXT. STAIRS IS TO BE -2'-4".

NOTE:
SEE SHEET COV-2 FOR PAINT COLOR LEGEND AND DESIGNATIONS.



REVISIONS AND UPDATES

10/01/14	90% CONSTRUCTION DOCUMENTS
06/18/14	PROGRESS SET
03/21/14	DESIGN DEVELOPMENT SET
09/20/12	SCHEMATIC PLANS

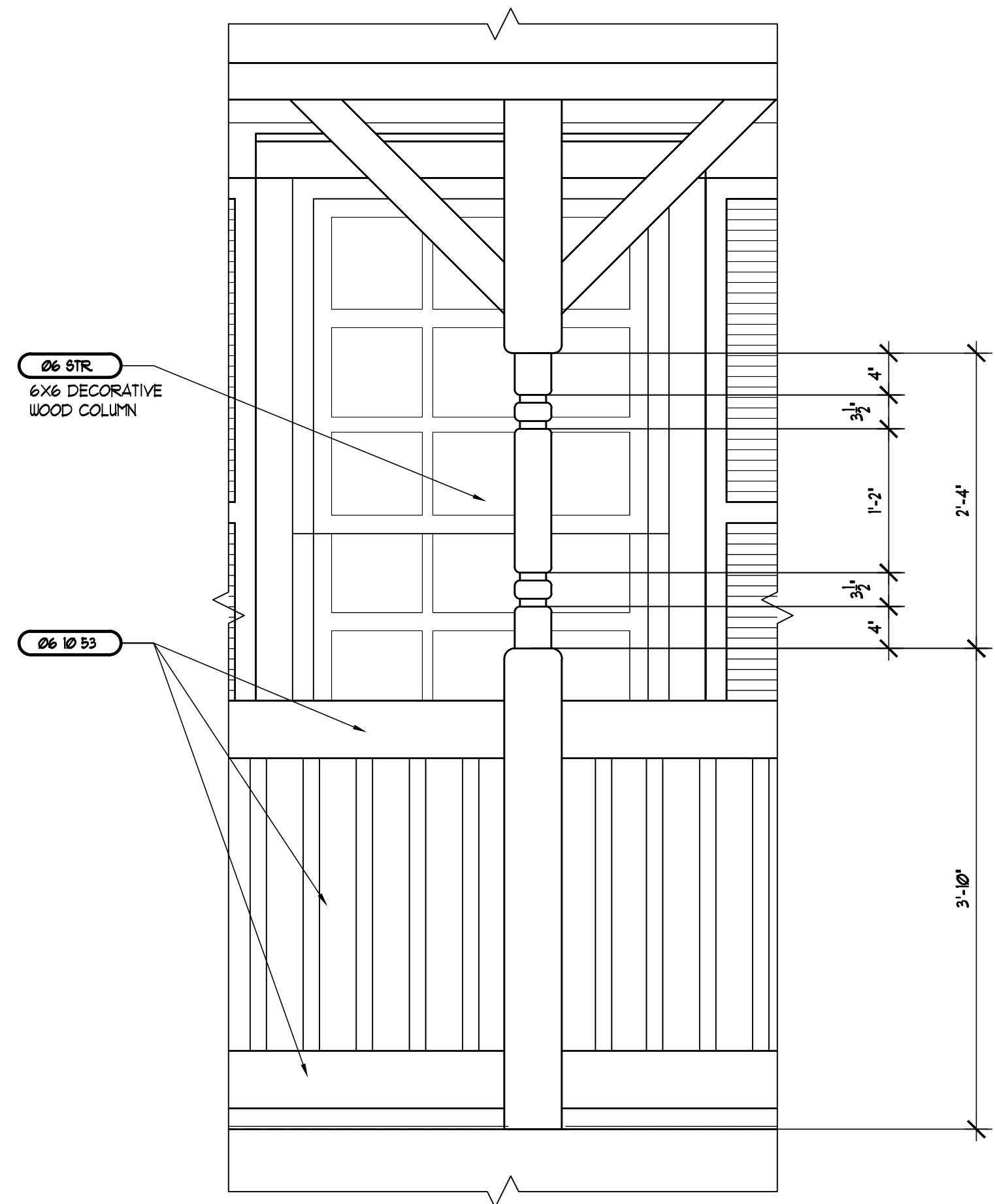
**CAPE CANAVERAL LIGHTHOUSE FOUNDATION
LIGHTHOUSE KEEPER'S COTTAGES**

LIGHTHOUSE RD CAPE CANAVERAL AFS, FL
REPLICA HOUSE EXTERIOR ELEVATIONS

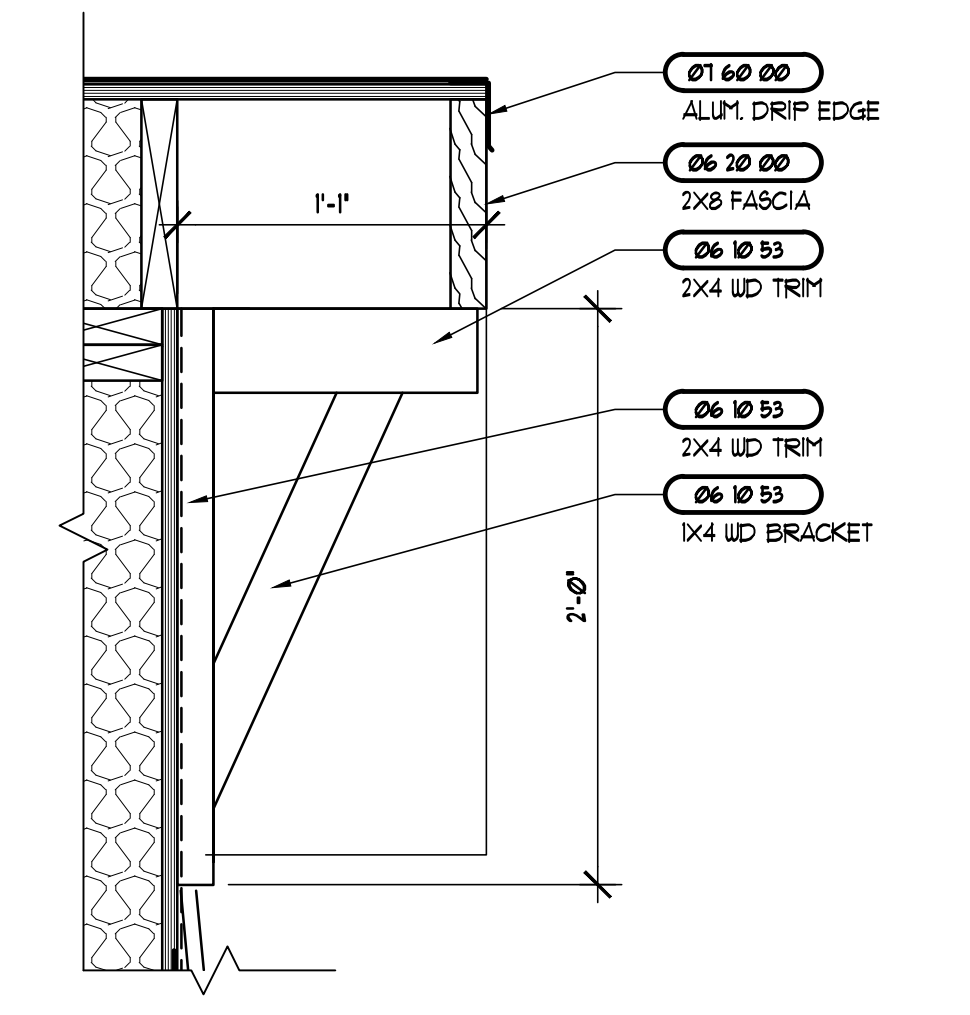
drawn 09/30/14 CNK checked 07/03/14 JJR approved JJR

RZK FOR REVIEW NOT FOR CONSTRUCTION

Job no. 200.40
2A-4.0



1 COLUMN DETAIL
SCALE: 1" = 1'-0"



2 BRACKET DETAIL
SCALE: 1-1/2" = 1'-0"

MATERIALS LIST

03 5TR	SEE STRUCTURAL SPECIFICATIONS
03 48 16	PRE-CAST CONCRETE SPLASH BLOCKS
04 5TR	SEE STRUCTURAL SPECIFICATIONS
04 02 23	MASONRY ACCESSORIES
04 19 00	MASONRY SEALANT
05 5TR	SEE STRUCTURAL SPECIFICATIONS
05 50 00	METAL FABRICATIONS
05 52 00	GUARDRAILS AND HANDRAILS
06 5TR	SEE STRUCTURAL
06 10 13	BLOCKING, STUDS, FURRING, ETC.
06 10 53	ROUGH CARPENTRY
06 11 00	ROUGH HARDWARE
06 16 43	GYPHUM SHEATHING
06 16 63	CEMENTITIOUS SIDING
06 20 00	FINISH CARPENTRY
06 40 23	ARCHITECTURAL LAMINATE CASEWORK
06 65 00	RECYCLED PLASTIC LUMBER
07 12 00	WATERSHIELD UNDERLAYMENT (PEEL-N-STICK)
07 21 13	FOAM-IN-PLACE INSULATION
07 25 00	AIR / LEATHER BARRIER
07 27 00	FIRE STOPPING
07 31 13	ROOF SHINGLES
07 60 00	METAL FLASHING AND TRIM
07 71 23	MANUFACTURED GUTTERS & DOWNSPOUTS
07 84 00	SPRAY-ON FIREPROOFING
07 90 00	JOINT SEALERS
08 20 00	WOOD DOORS/FRAMES
08 16 00	FIBERGLASS DOORS/FRAMES
08 31 00	ACCESS DOORS
08 40 30	ALUM. ENT. AND STOREFRONT SYSTEM FOR COASTAL COUNTIES
08 52 10	ALUMINUM WINDOWS WITH TINTED GLASS
08 71 00	FINISH HARDWARE
08 91 13	FIXED DECORATIVE ALUMINUM LOUVERS
09 24 00	STUCCO ON LATH
09 29 00	GYPHUM DRYWALL
09 29 10	INTERIOR TILE BACKERBOARD
09 30 00	CERAMIC TILE
09 31 00	CULTURED MARBLE
09 54 10	ACOUSTICAL INSULATION
09 65 00	RESILIENT FLOORING
09 68 20	CARPETING
09 91 00	PAINTING
10 11 00	CHALKBOARDS, TACKBOARDS AND MARKERBOARDS
10 11 13	TACKABLE WALL PANELS
10 14 00	IDENTIFYING DEVICES
10 21 13	SOLID PLASTIC COMPARTMENTS/PARTITIONS
10 24 10	PATIO SCREEN
10 28 00	TOILET AND BATH ACCESSORIES
10 44 00	FIRE EXTINGUISHERS AND CABINETS
10 67 00	SHELVING
10 75 00	FLAGPOLES
11 45 70	TELEVISION SUPPORT BRACKETS
12 48 00	RUGS AND MATS
22 PLUMB	SEE PLUMBING SPECIFICATIONS
23 MECH	SEE MECHANICAL SPECIFICATIONS
26 ELECT	SEE ELECTRICAL SPECIFICATIONS
31 31 16	TERMITE CONTROL
32 14 00	BRICK PAVERS
32 31 13	DECORATIVE FENCING SYSTEM AND GATES

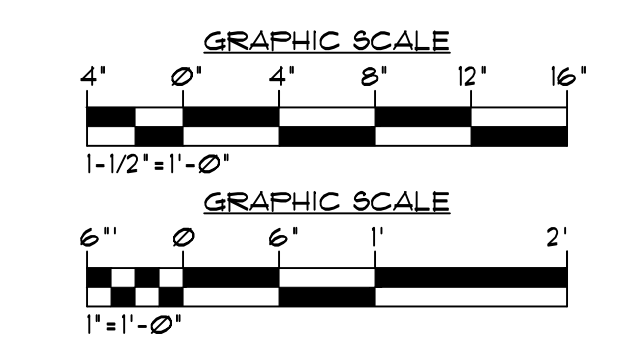
REVISIONS AND UPDATES

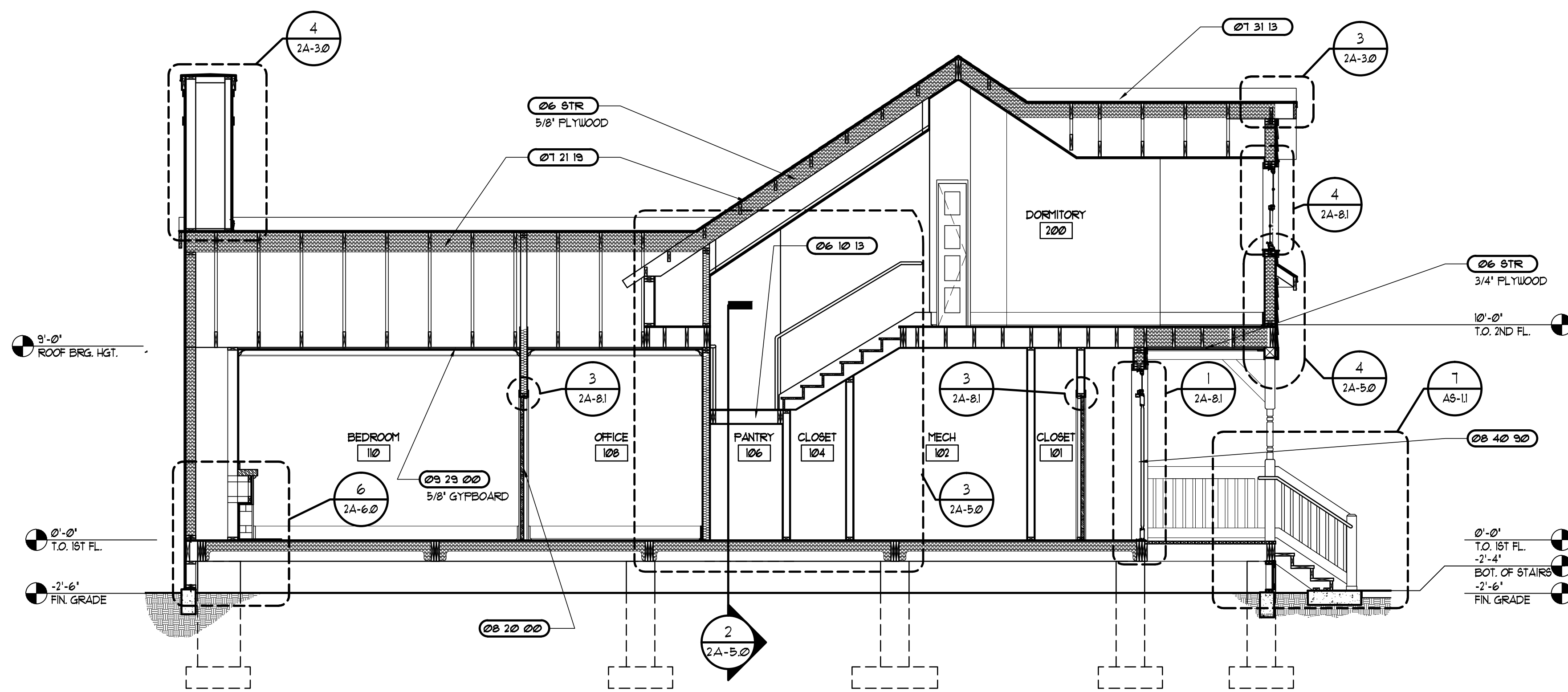
10/01/14		90% CONSTRUCTION DOCUMENTS
06/18/14		PROGRESS SET
03/21/14		DESIGN DEVELOPMENT SET
09/20/12		SCHEMATIC PLANS

CAPE CANAVERAL LIGHTHOUSE FOUNDATION
 LIGHTHOUSE KEEPER'S COTTAGES
 LIGHTHOUSE RD CAPE CANAVERAL AFS, FL
 REPLICA HOUSE EXTERIOR DETAILS

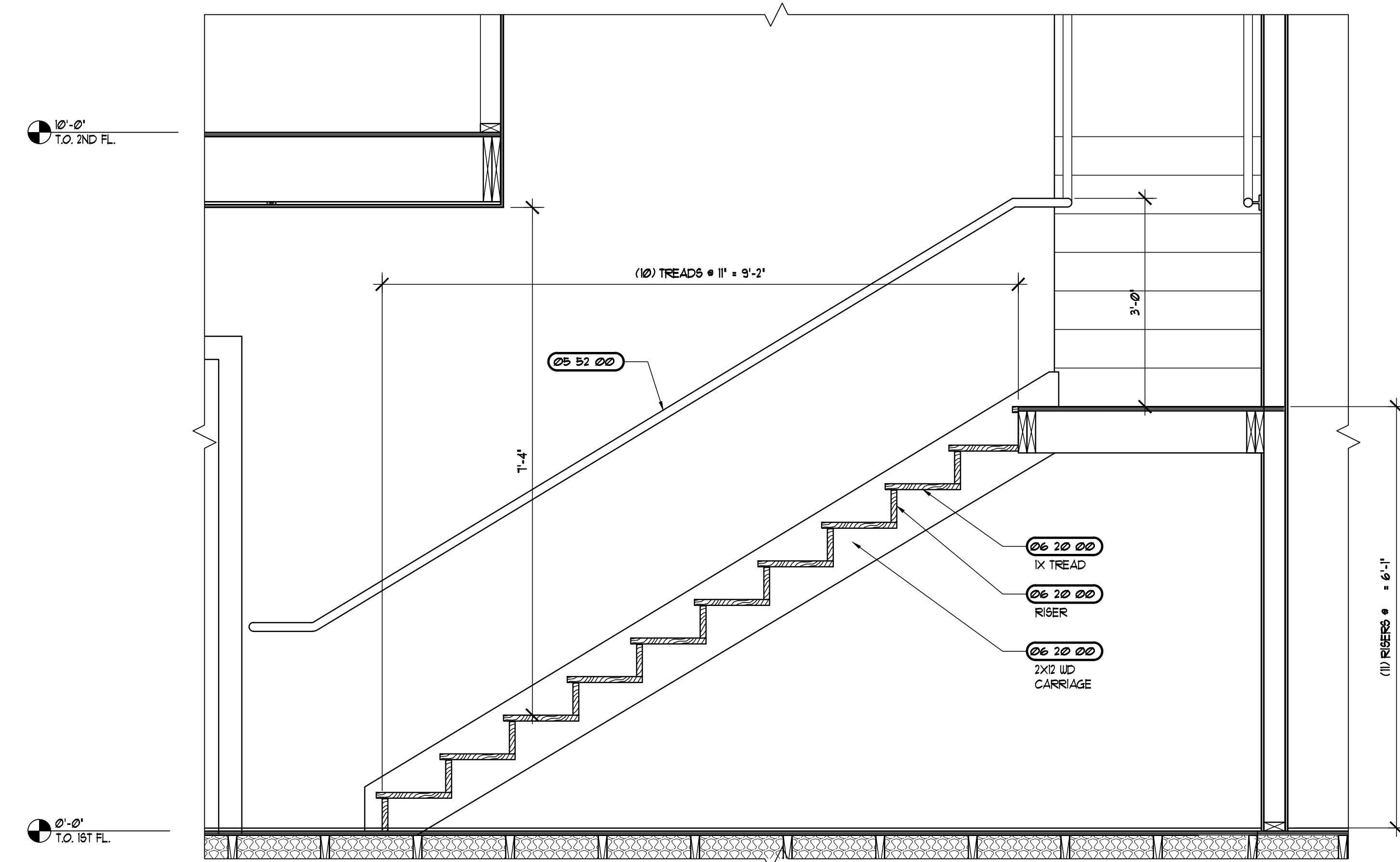
drawn 09/30/14 CNK checked 07/03/14 JJR approved JJR

FOR REVIEW NOT FOR CONSTRUCTION
 Job no. 200.40
 2A-4.1

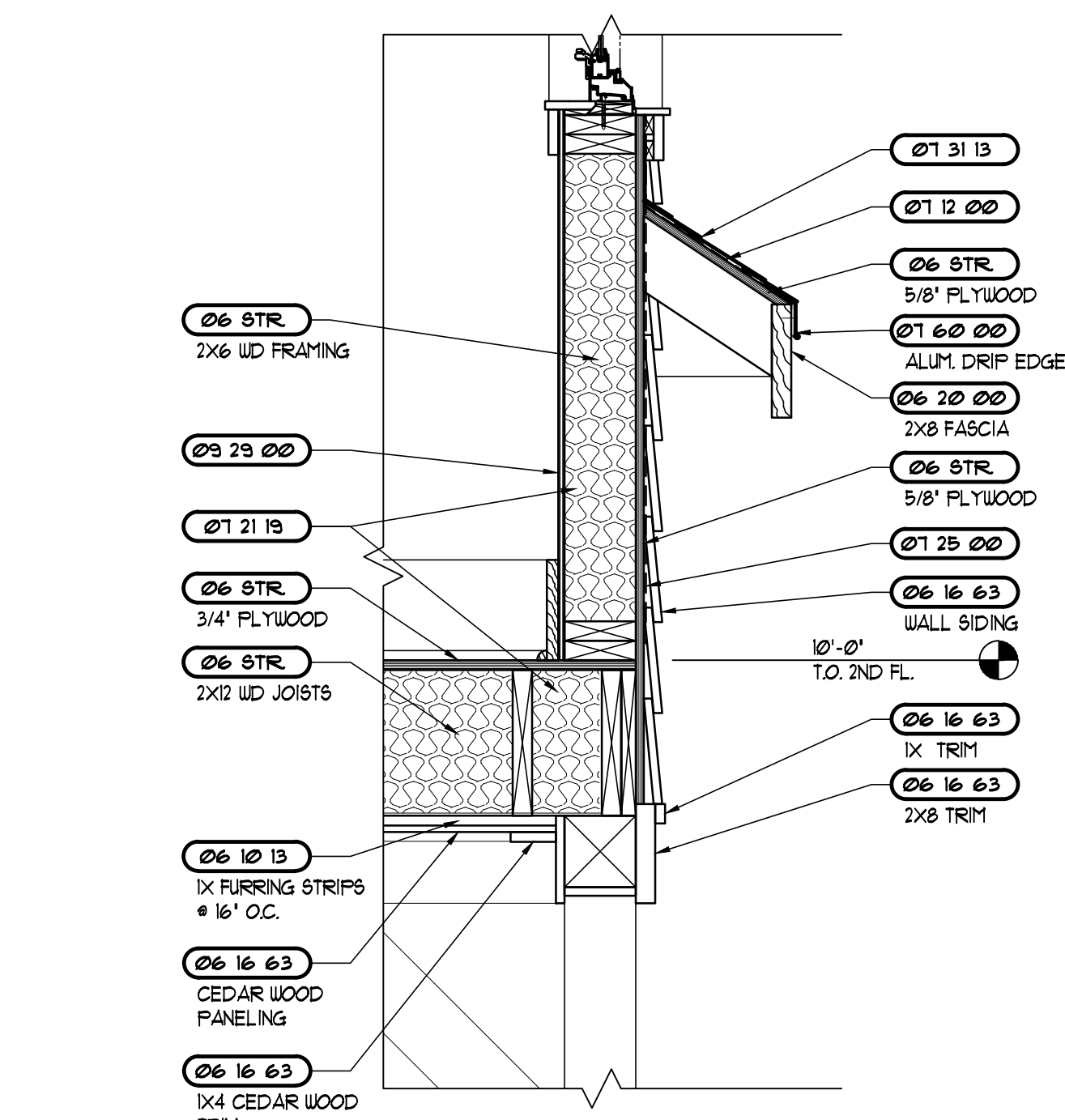




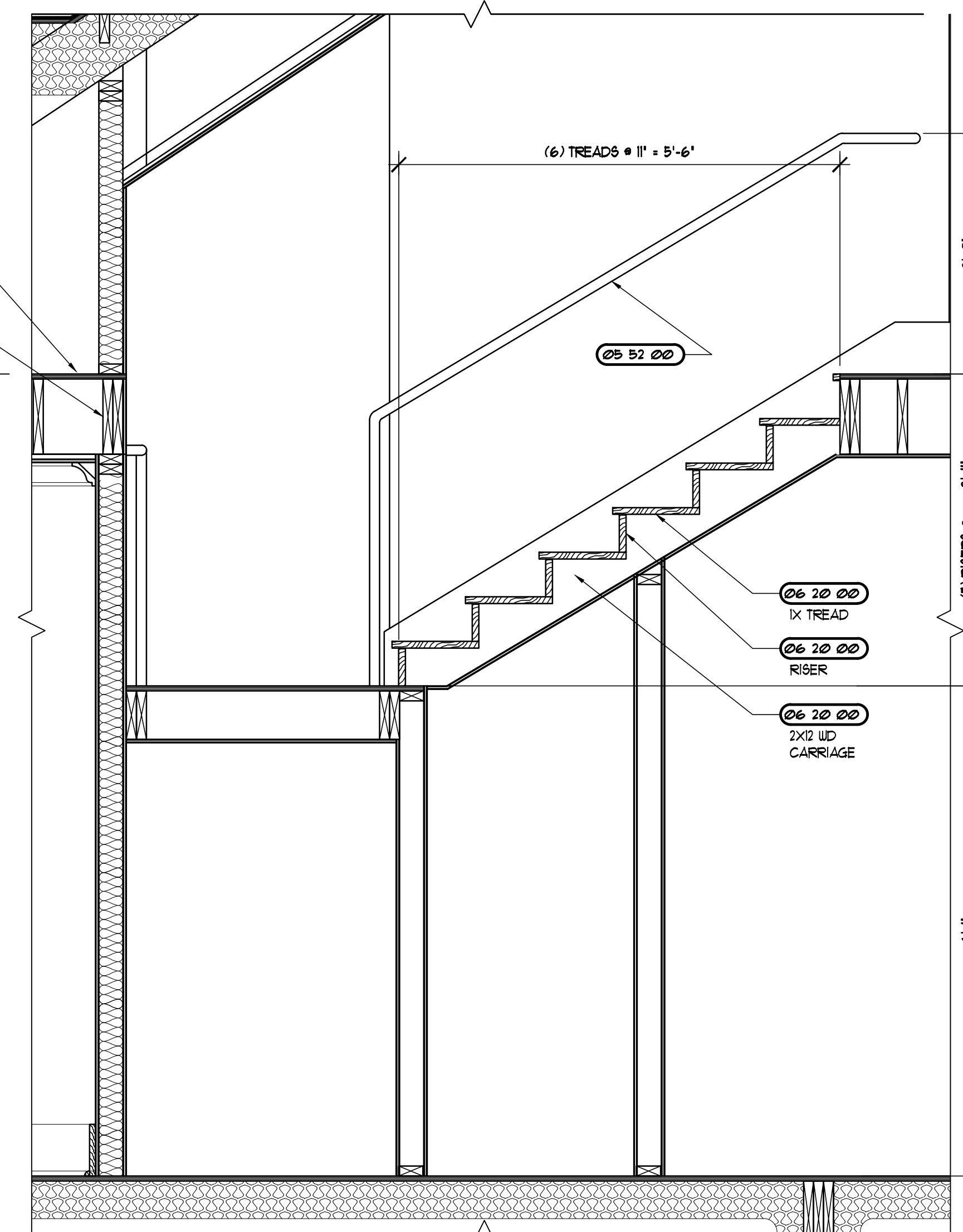
1 BUILDING SECTION
SCALE: 1/4"=1'-0"



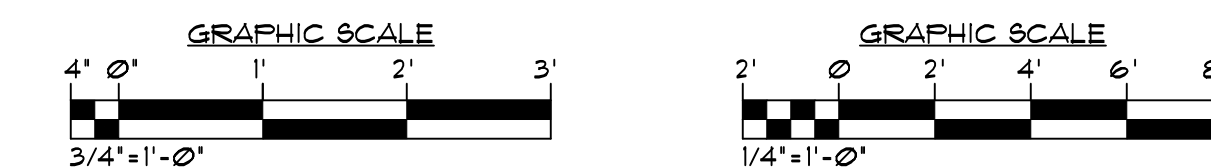
2 PARTIAL STAIR SECTION
SCALE: 3/4"=1'-0"



4 TRIM DETAIL
SCALE: 1"=1'-0"



3 PARTIAL STAIR SECTION
SCALE: 3/4"=1'-0"



MATERIALS LIST

- 03 5TR SEE STRUCTURAL SPECIFICATIONS
- 03 48 16 PRE-CAST CONCRETE SPLASH BLOCKS
- 04 5TR SEE STRUCTURAL SPECIFICATIONS
- 04 02 23 MASONRY ACCESSORIES
- 04 19 00 MASONRY SEALANT
- 05 5TR SEE STRUCTURAL SPECIFICATIONS
- 05 50 00 METAL FABRICATIONS
- 05 52 00 GUARDRAILS AND HANDRAILS
- 06 5TR SEE STRUCTURAL SPECIFICATIONS
- 06 10 13 BLOCKING, STUDS, FURRING, ETC.
- 06 10 53 ROUGH CARPENTRY
- 06 11 00 ROUGH HARDWARE
- 06 16 43 GYPSUM SHEATHING
- 06 16 63 CEMENTITIOUS SIDING
- 06 20 00 FINISH CARPENTRY
- 06 40 23 ARCHITECTURAL LAMINATE CASEWORK
- 06 65 00 RECYCLED PLASTIC LUMBER
- 07 12 00 WATERSHIELD UNDERLAYMENT (PEEL-N-STICK)
- 07 21 19 FOAM-IN-PLACE INSULATION
- 07 25 00 AIR / LEATHER BARRIER
- 07 27 00 FIRE STOPPING
- 07 31 13 ROOF SHINGLES
- 07 60 00 METAL FLASHING AND TRIM
- 07 11 23 MANUFACTURED GUTTERS & DOWNSPOUTS
- 07 84 00 SPRAY-ON FIREPROOFING
- 07 90 00 JOINT SEALERS
- 08 20 00 WOOD DOORS/FRAMES
- 08 16 00 FIBERGLASS DOORS/FRAMES
- 08 31 00 ACCESS DOORS
- 08 40 30 ALUM. ENT. AND STOREFRONT SYSTEM FOR COASTAL COUNTIES
- 08 52 10 ALUMINUM WINDOWS WITH TINTED GLASS
- 08 71 00 FINISH HARDWARE
- 08 91 19 FIXED DECORATIVE ALUMINUM LOUVERS
- 09 24 00 STUCCO ON LATH
- 09 29 00 GYPSUM DRYWALL
- 09 29 10 INTERIOR TILE BACKERBOARD
- 09 30 00 CERAMIC TILE
- 09 31 00 CULTURED MARBLE
- 09 54 10 ACOUSTICAL INSULATION
- 09 65 00 RESILIENT FLOORING
- 09 68 20 CARPETING
- 09 91 00 PAINTING
- 10 11 00 CHALKBOARDS, TACKBOARDS AND MARKERBOARDS
- 10 11 13 TACKABLE WALL PANELS
- 10 14 00 IDENTIFYING DEVICES
- 10 21 13 SOLID PLASTIC COMPARTMENTS/PARTITIONS
- 10 24 10 PATIO SCREEN
- 10 28 00 TOILET AND BATH ACCESSORIES
- 10 44 00 FIRE EXTINGUISHERS AND CABINETS
- 10 67 00 SHELVING
- 10 75 00 FLAGPOLES
- 11 45 70 TELEVISION SUPPORT BRACKETS
- 12 48 00 RUGS AND MATS
- 22 PLUMB SEE PLUMBING SPECIFICATIONS
- 23 MECH SEE MECHANICAL SPECIFICATIONS
- 26 ELECT SEE ELECTRICAL SPECIFICATIONS
- 31 31 16 TERMITE CONTROL
- 32 14 00 BRICK PAVERS
- 32 31 19 DECORATIVE FENCING SYSTEM AND GATES

REVISIONS AND UPDATES

10/01/14	90% CONSTRUCTION DOCUMENTS
06/18/14	PROGRESS SET
03/21/14	DESIGN DEVELOPMENT SET
09/20/12	SCHEMATIC PLANS

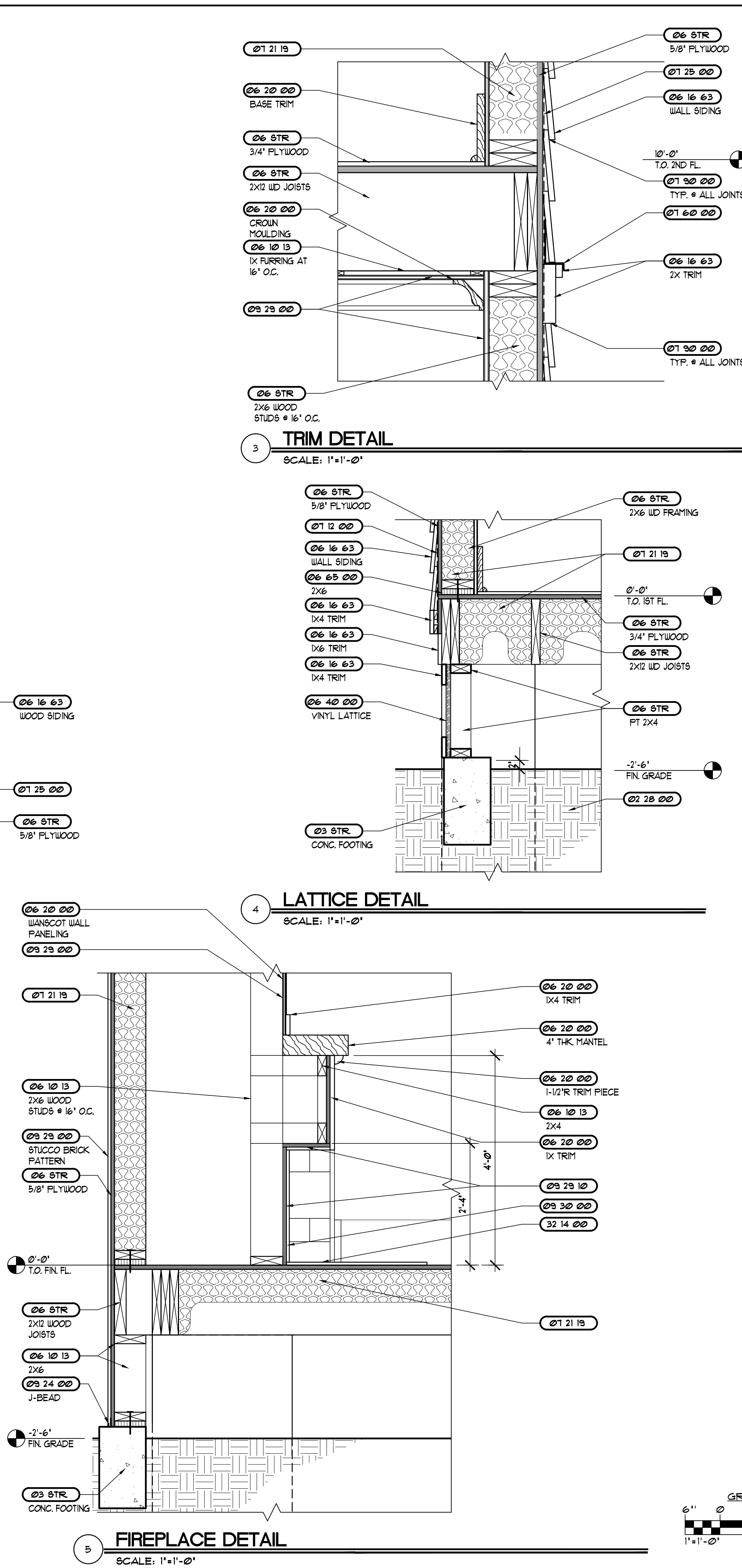
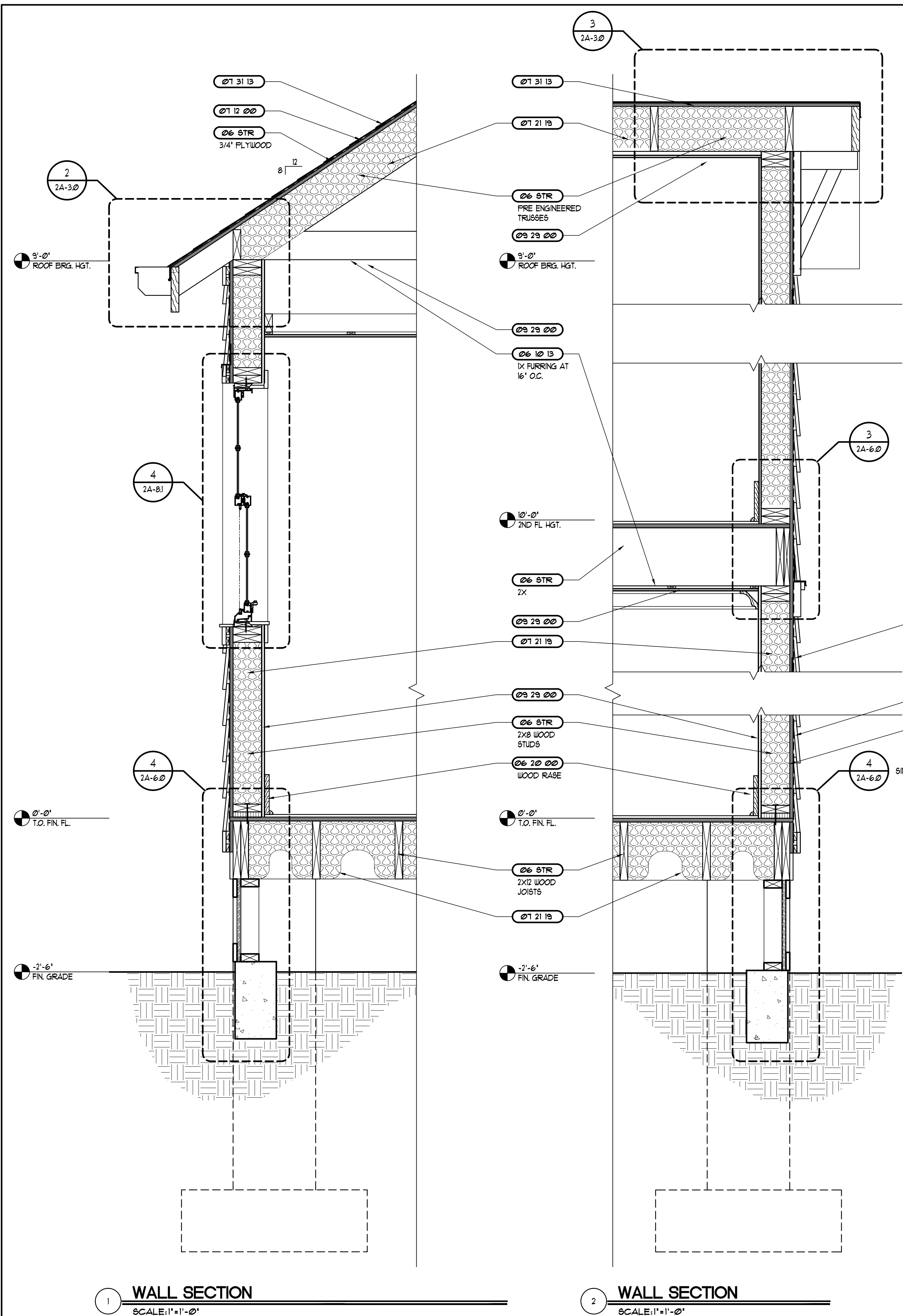
**CAPE CANAVERAL LIGHTHOUSE FOUNDATION
LIGHTHOUSE KEEPER'S COTTAGES**

LIGHTHOUSE RD CAPE CANAVERAL AFS, FL
REPLICA HOUSE BUILDING SECTIONS

drawn 09/30/14 CNK checked 07/03/14 JJR approved JJR

RZK FOR REVIEW NOT FOR CONSTRUCTION

Job no. 200.40
2A-5.0



MATERIALS LIST

- 03 STR SEE STRUCTURAL SPECIFICATIONS
- 03 48 16 PRE-CAST CONCRETE SPLASH BLOCKS
- 04 STR SEE STRUCTURAL SPECIFICATIONS
- 04 02 23 MASONRY ACCESSORIES
- 04 19 00 MASONRY SEALANT
- 05 STR SEE STRUCTURAL SPECIFICATIONS
- 05 50 00 METAL FABRICATIONS
- 05 52 00 GUARDRAILS AND HANDRAILS
- 06 STR SEE STRUCTURAL SPECIFICATIONS
- 06 10 13 BLOCKING, STUDS, FURRING, ETC.
- 06 11 00 ROUGH CARPENTRY
- 06 11 00 ROUGH HARDWARE
- 06 16 43 GYPSUM SHEATHING
- 06 16 63 CEMENTITIOUS SIDING
- 06 20 00 FINISH CARPENTRY
- 06 40 23 ARCHITECTURAL LAMINATE CASEWORK
- 06 65 00 RECYCLED PLASTIC LUMBER
- 07 12 00 WATERSHIELD UNDERLAYMENT (PEEL-N-STICK)
- 07 21 19 FOAM-IN-PLACE INSULATION
- 07 25 00 AIR / LEATHER BARRIER
- 07 27 00 FIRE STOPPING
- 07 31 13 ROOF SHINGLES
- 07 60 00 METAL FLASHING AND TRIM
- 07 11 23 MANUFACTURED GUTTERS & DOWNSPOUTS
- 07 84 00 SPRAY-ON FIREPROOFING
- 07 90 00 JOINT SEALERS
- 08 20 00 WOOD DOORS/FRAMES
- 08 16 00 FIBERGLASS DOORS/FRAMES
- 08 31 00 ACCESS DOORS
- 08 40 30 ALUMINUM WINDOW SYSTEM FOR COASTAL COUNTIES
- 08 52 10 ALUMINUM WINDOWS WITH TINTED GLASS
- 08 71 00 FINISH HARDWARE
- 08 91 19 FIXED DECORATIVE ALUMINUM LOUVERS
- 09 24 00 STUCCO ON LATH
- 09 29 00 GYPSUM DRYWALL
- 09 29 10 INTERIOR TILE BACKERBOARD
- 09 30 00 CERAMIC TILE
- 09 31 00 CULTURED MARBLE
- 09 34 10 ACOUSTICAL INSULATION
- 09 65 00 RESILIENT FLOORING
- 09 68 20 CARPETING
- 09 91 00 PAINTING
- 10 11 00 CHALKBOARDS, TACKBOARDS AND MARKERBOARDS
- 10 11 13 TACKABLE WALL PANELS
- 10 14 00 IDENTIFYING DEVICES
- 10 21 13 SOLID PLASTIC COMPARTMENTS/PARTITIONS
- 10 24 10 PATIO SCREEN
- 10 28 00 TOILET AND BATH ACCESSORIES
- 10 44 00 FIRE EXTINGUISHERS AND CABINETS
- 10 67 00 SHELVING
- 10 75 00 FLAGPOLES
- 11 45 70 TELEVISION SUPPORT BRACKETS
- 12 48 00 RUGS AND MATS
- 22 PLUMB SEE PLUMBING SPECIFICATIONS
- 23 MECH SEE MECHANICAL SPECIFICATIONS
- 26 ELECT SEE ELECTRICAL SPECIFICATIONS
- 31 31 16 TERMITE CONTROL
- 32 14 00 BRICK PAVERS
- 32 31 19 DECORATIVE FENCING SYSTEM AND GATES

REVISIONS AND UPDATES

10/01/14	90% CONSTRUCTION DOCUMENTS
06/18/14	PROGRESS SET
03/21/14	DESIGN DEVELOPMENT SET
09/20/12	SCHEMATIC PLANS

**CAPE CANAVERAL LIGHTHOUSE FOUNDATION
LIGHTHOUSE KEEPER'S COTTAGES**

LIGHTHOUSE RD CAPE CANAVERAL AFS, FL
REPLICA HOUSE WALL SECTIONS AND DETAILS

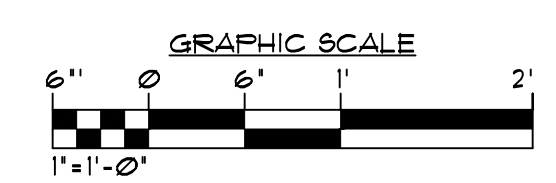
drawn 09/30/14 CNK checked 07/03/14 JJR approved JJR

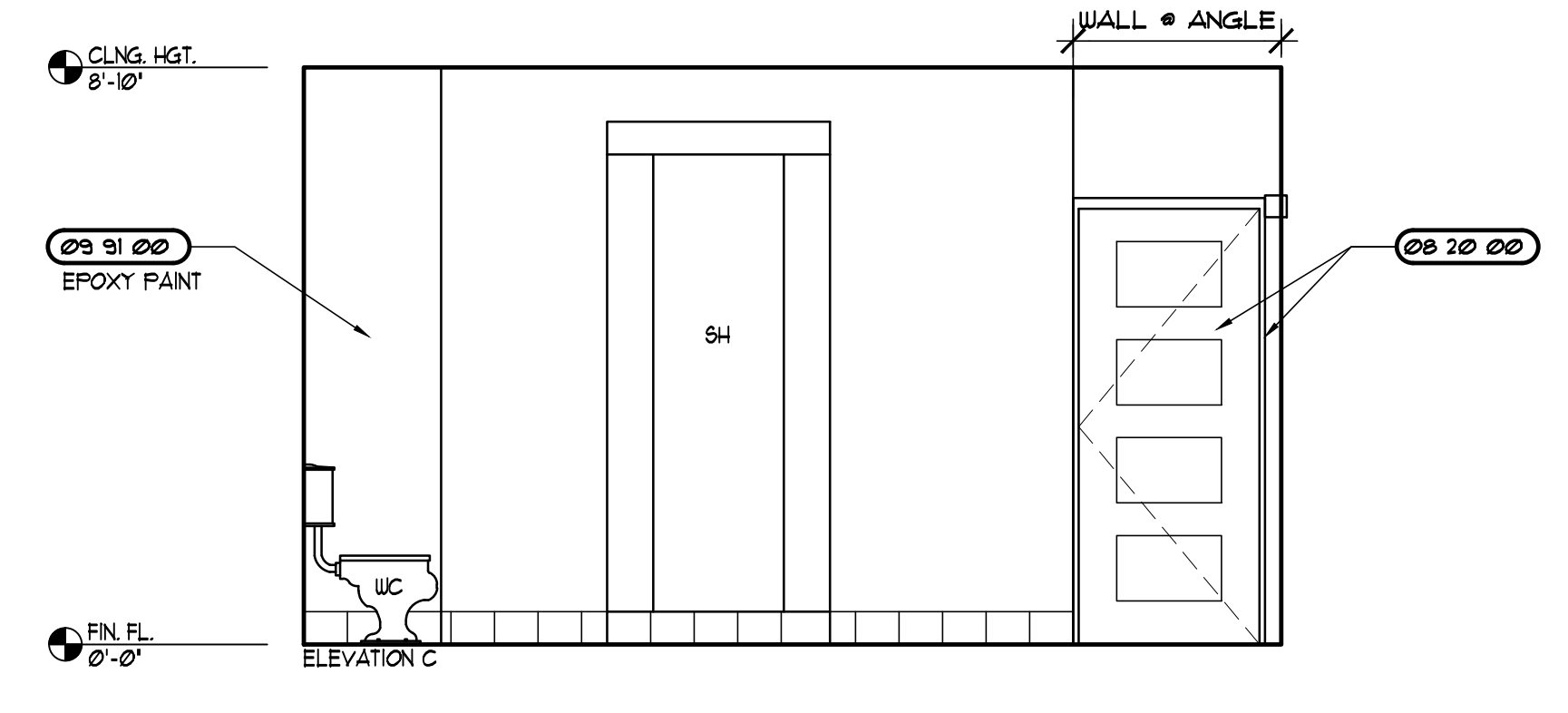
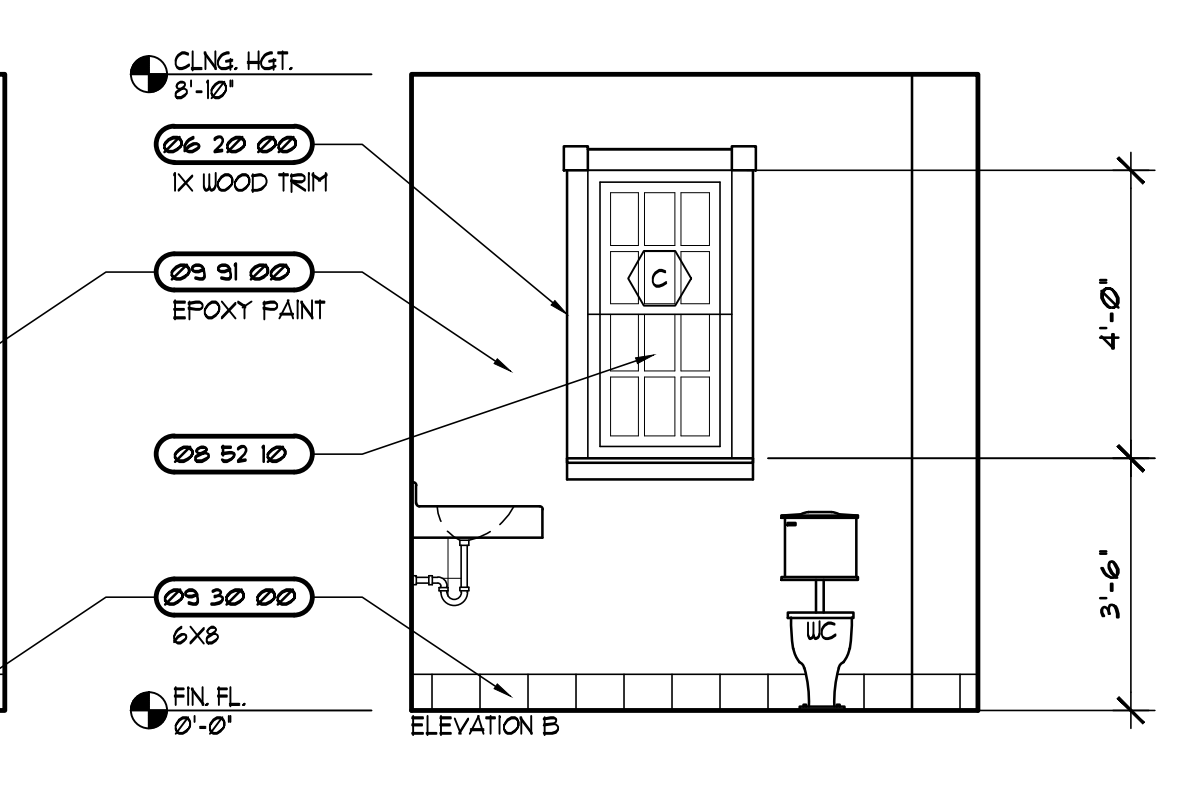
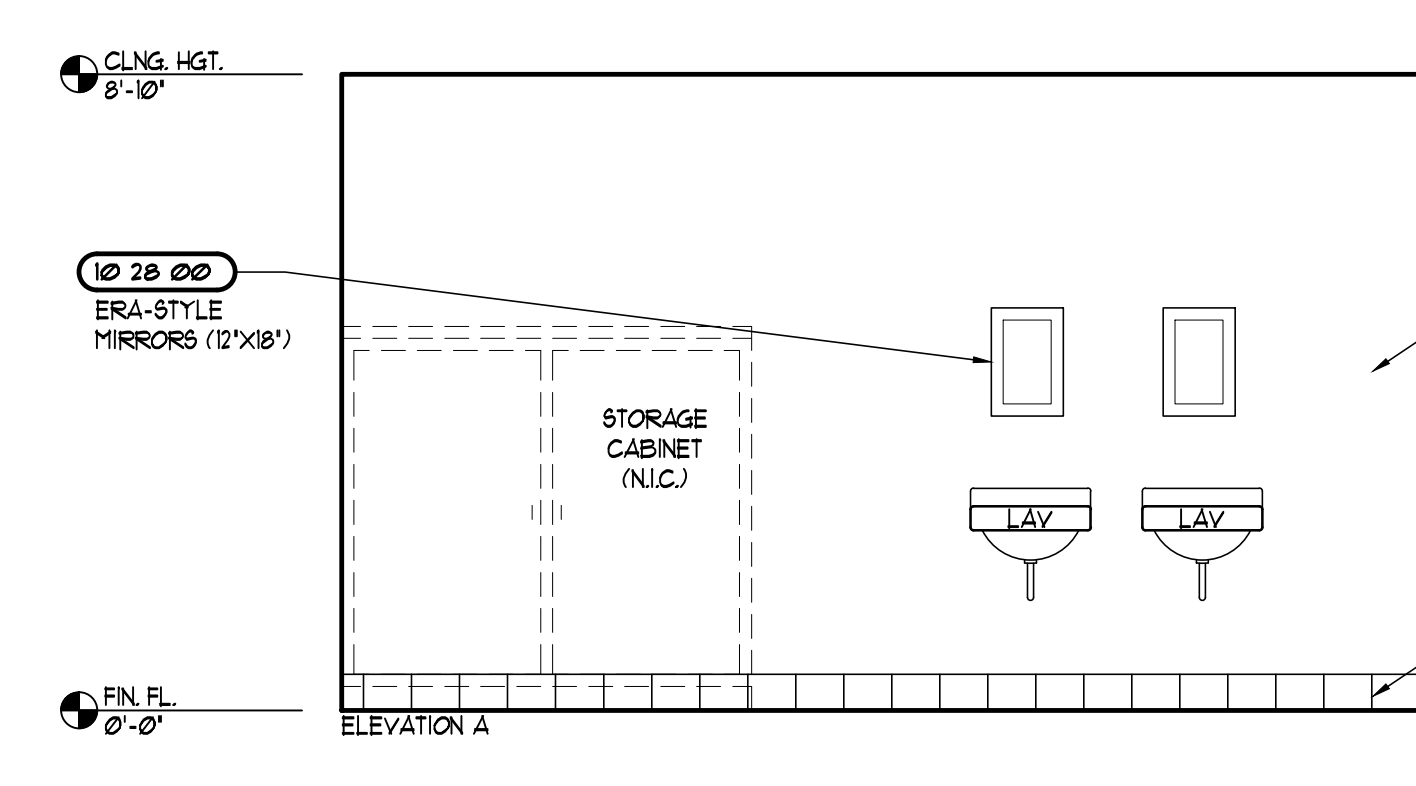
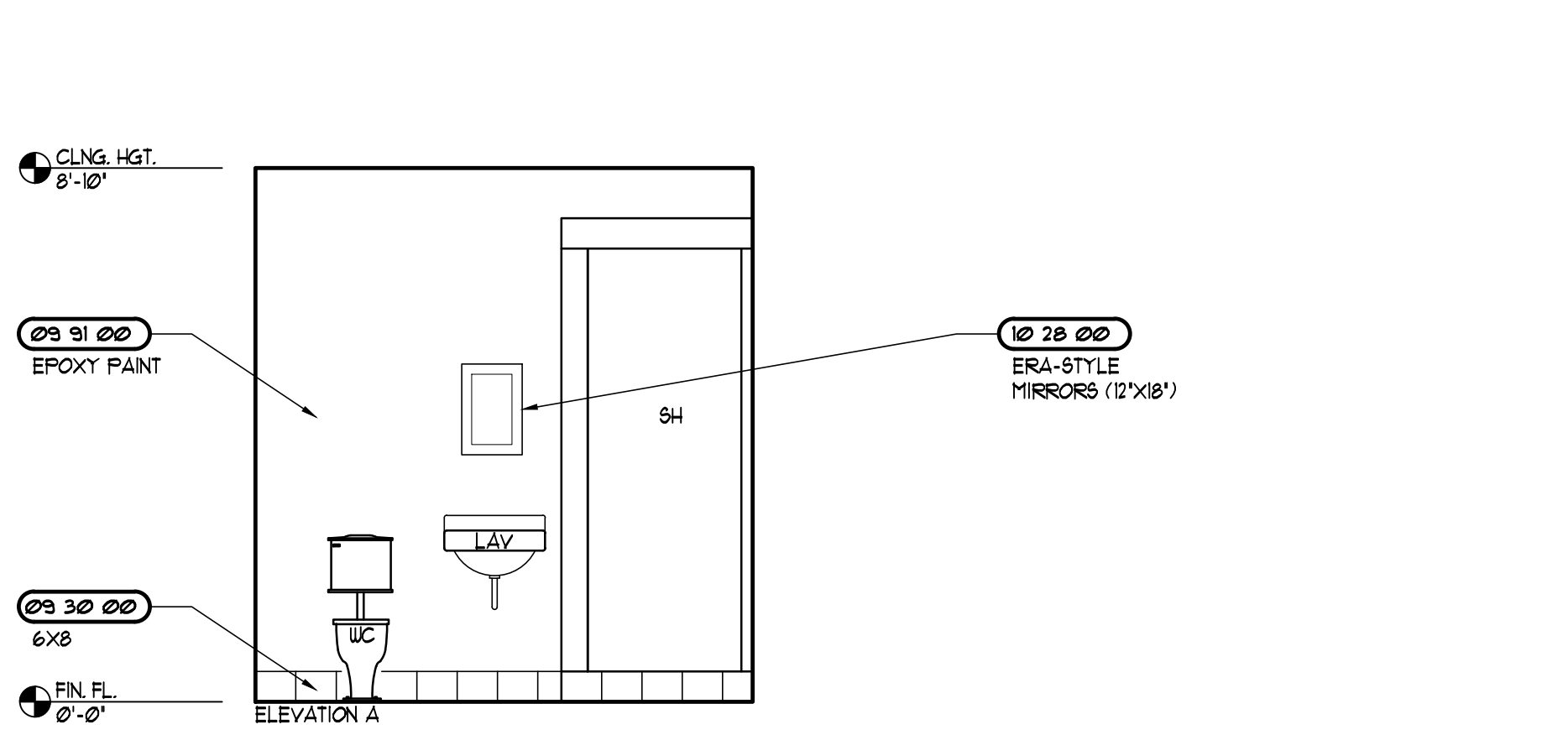
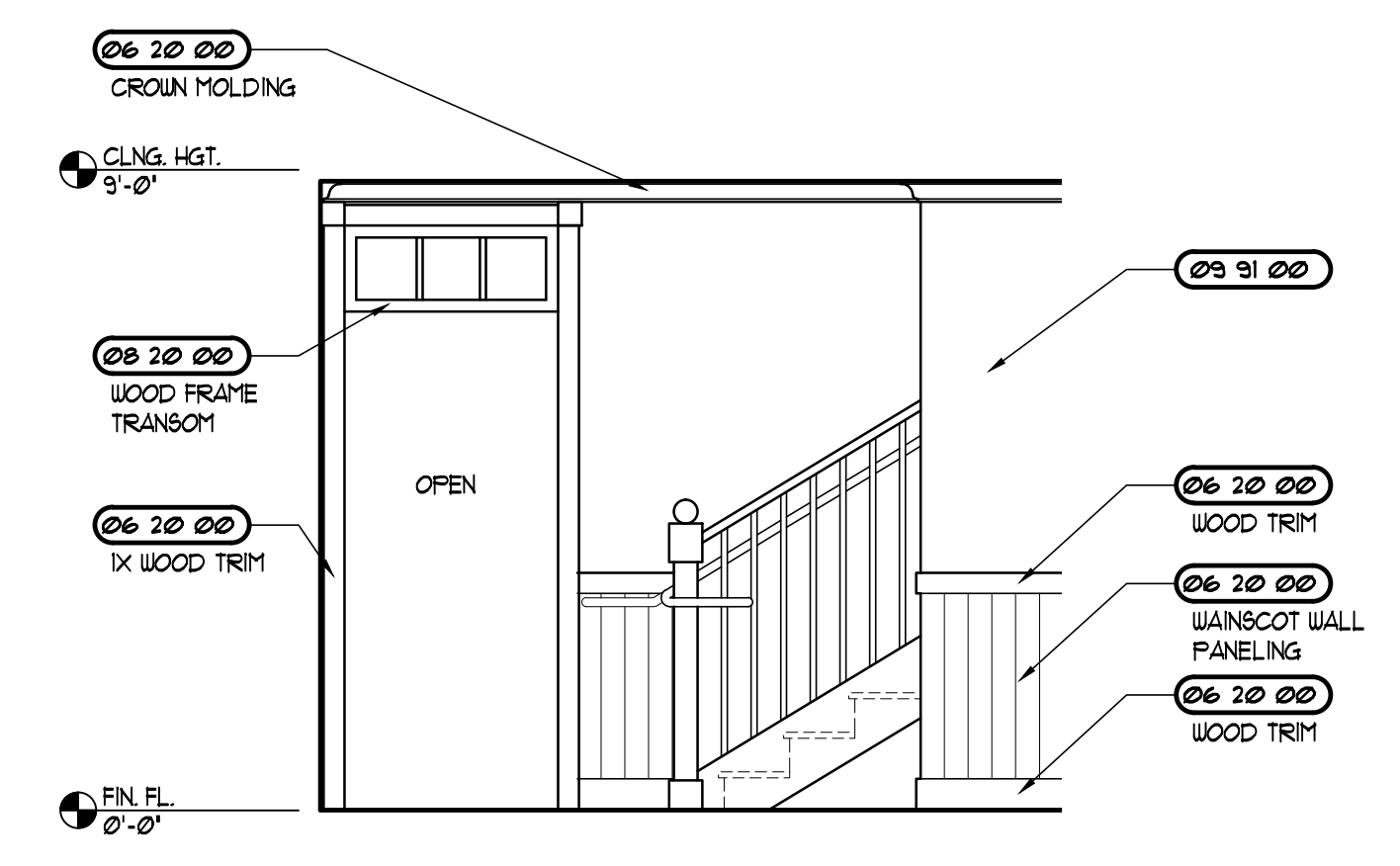
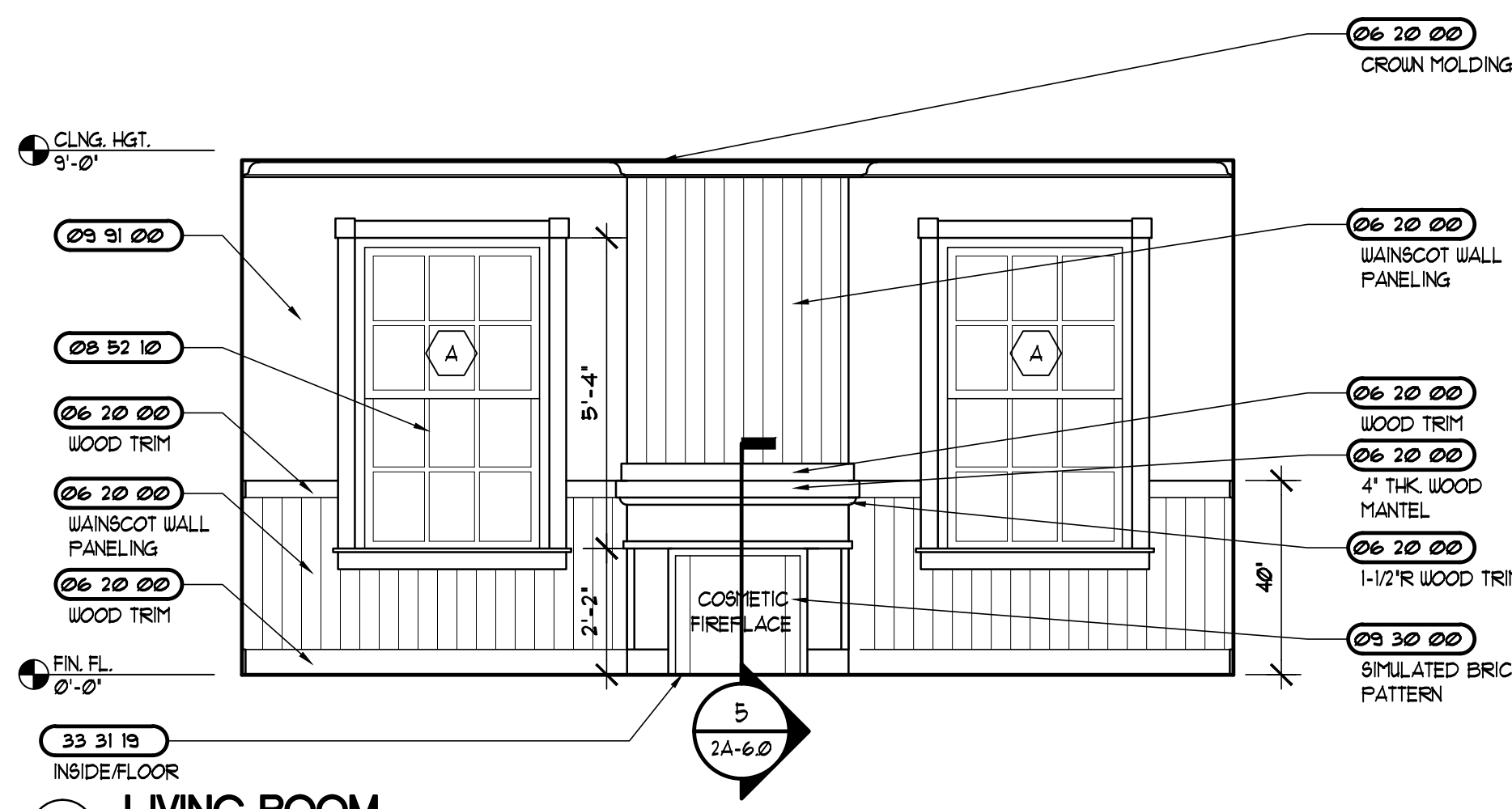
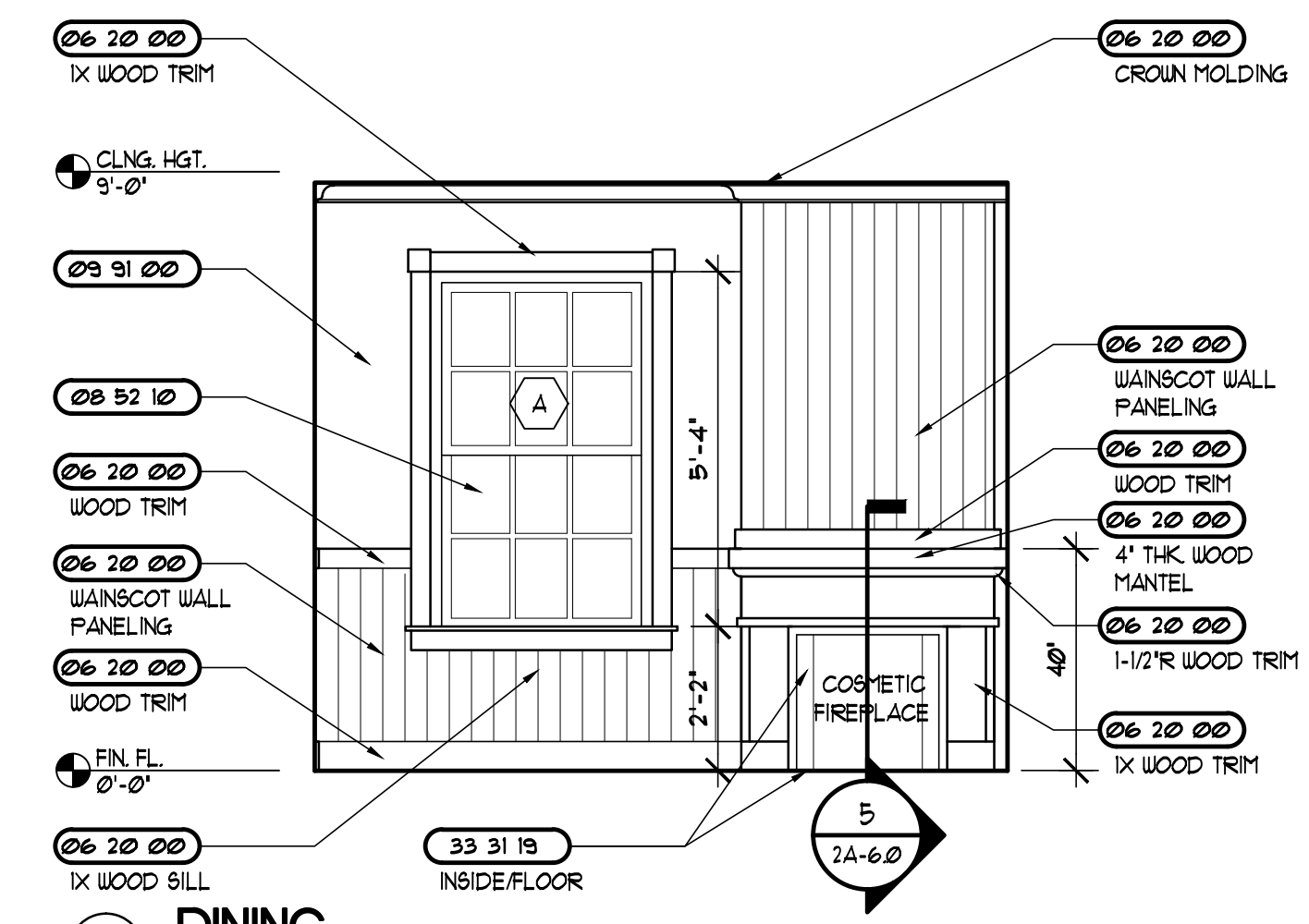
RZK FOR REVIEW NOT FOR CONSTRUCTION

AA-C001568

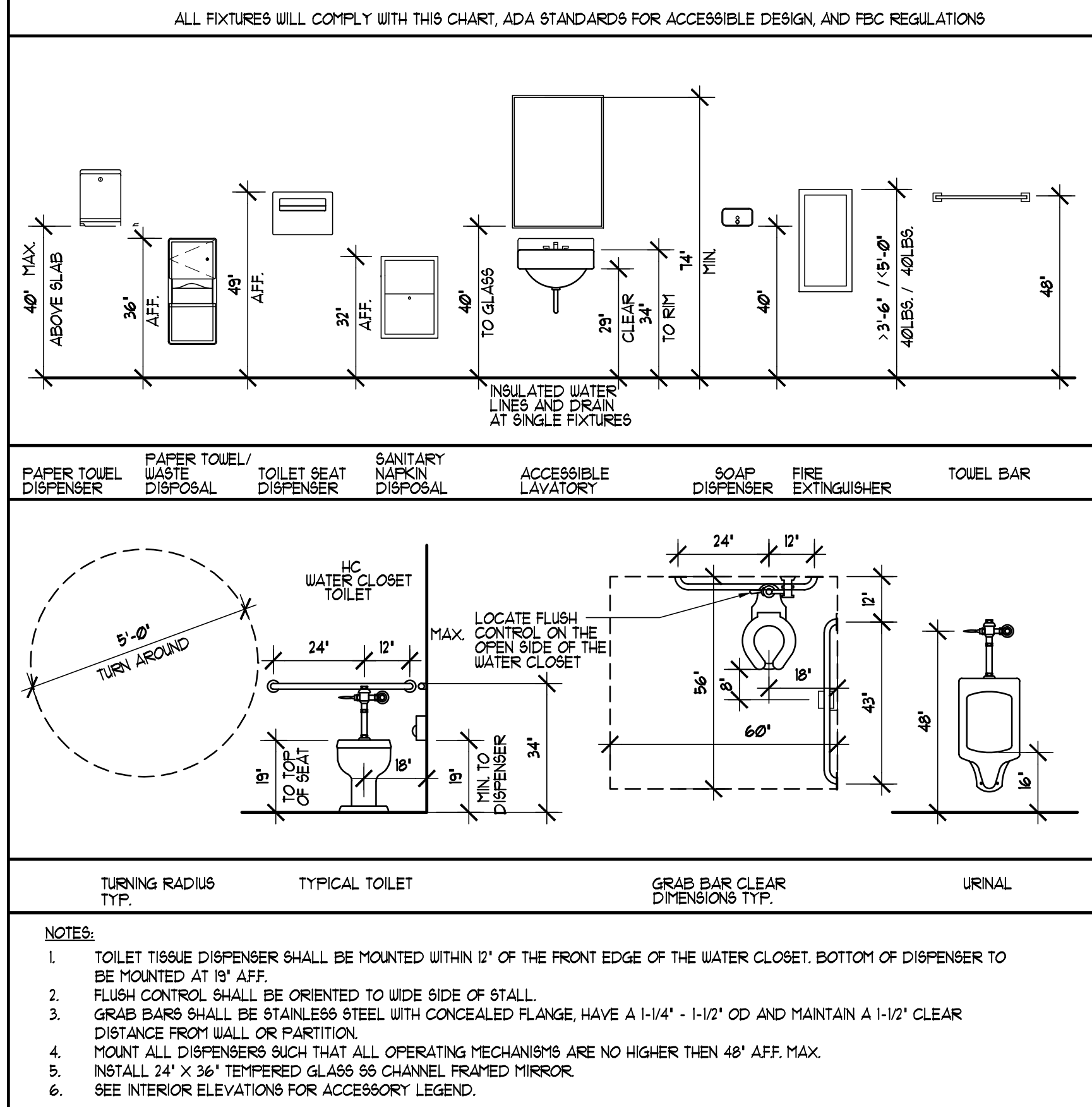
Job no. 20140
2A-6.0

ARCHITECTS RZK, INC.
800 FLORIDA AVENUE SUITE 202 COCOA, FLORIDA 32922 TELEPHONE (321) 631-8039





FIXTURE HEIGHTS AND CLEARANCES



MATERIALS LIST

03 5TR	SEE STRUCTURAL SPECIFICATIONS
03 4B 16	PRE-CAST CONCRETE SPLASH BLOCKS
04 5TR	SEE STRUCTURAL SPECIFICATIONS
04 02 23	MASONRY ACCESSORIES
04 19 00	MASONRY SEALANT
05 5TR	SEE STRUCTURAL SPECIFICATIONS
05 50 00	METAL FABRICATIONS
05 52 00	GUARDRAILS AND HANDRAILS
06 5TR	SEE STRUCTURAL SPECIFICATIONS
06 10 13	BLOCKING, STUDS, FURRING, ETC.
06 10 53	ROUGH CARPENTRY
06 11 00	ROUGH HARDWARE
06 16 43	GYPSON SHEATHING
06 16 63	CEMENTITIOUS SIDING
06 20 00	FINISH CARPENTRY
06 40 23	ARCHITECTURAL LAMINATE CASEWORK
06 65 00	RECYCLED PLASTIC LUMBER
07 12 00	WATERSHIELD UNDERLAYMENT (PEEL-N-STICK)
07 21 19	FOAM-IN-PLACE INSULATION
07 25 00	AIR / LEATHER BARRIER
07 27 00	FIRE STOPPING
07 31 13	ROOF SHINGLES
07 60 00	METAL FLASHING AND TRIM
07 11 23	MANUFACTURED GUTTERS & DOWNSPOUTS
07 84 00	SPRAY-ON FIREPROOFING
07 90 00	JOINT SEALERS
08 20 00	WOOD DOORS/FRAMES
08 16 00	FIBERGLASS DOORS/FRAMES
08 31 00	ACCESS DOORS
08 40 30	ALUM. ENT. AND STOREFRONT SYSTEM FOR COASTAL COUNTIES
08 52 10	ALUMINUM WINDOWS WITH TINTED GLASS
08 71 00	FINISH HARDWARE
08 91 19	FIXED DECORATIVE ALUMINUM LOUVERS
09 24 00	STUCCO ON LATH
09 29 00	GYPSON DRYWALL
09 29 10	INTERIOR TILE BACKERBOARD
09 30 00	CERAMIC TILE
09 31 00	CULTURED MARBLE
09 54 10	ACOUSTICAL INSULATION
09 65 00	RESILIENT FLOORING
09 68 20	CARPENTRY
09 91 00	PAINTING
10 11 00	CHALKBOARDS, TACKBOARDS AND MARKERBOARDS
10 11 13	TACKABLE WALL PANELS
10 14 00	IDENTIFYING DEVICES
10 21 15	SOLID PLASTIC COMPARTMENTS/PARTITIONS
10 24 30	PATIO SCREEN
10 28 00	TOILET AND BATH ACCESSORIES
10 44 00	FIRE EXTINGUISHERS AND CABINETS
10 61 00	SHELVING
10 75 00	FLAGPOLES
11 45 70	TELEVISION SUPPORT BRACKETS
12 48 00	RUGS AND MATS
22 PLUMB	SEE PLUMBING SPECIFICATIONS
23 MECH	SEE MECHANICAL SPECIFICATIONS
26 ELECT	SEE ELECTRICAL SPECIFICATIONS
31 31 16	TERMITE CONTROL
32 14 00	BRICK PAVERS
32 31 19	DECORATIVE FENCING SYSTEM AND GATES

REVISIONS AND UPDATES

10/01/14		90% CONSTRUCTION DOCUMENTS
06/18/14		PROGRESS SET
03/21/14		DESIGN DEVELOPMENT SET
09/20/12		SCHEMATIC PLANS

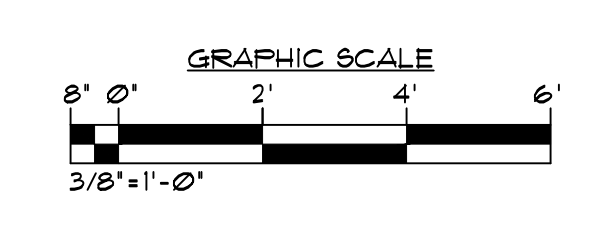
CAPE CANAVERAL LIGHTHOUSE FOUNDATION
LIGHTHOUSE KEEPER'S COTTAGES
 LIGHTHOUSE RD CAPE CANAVERAL AFS, FL
REPLICA HOUSE INTERIOR ELEVATIONS

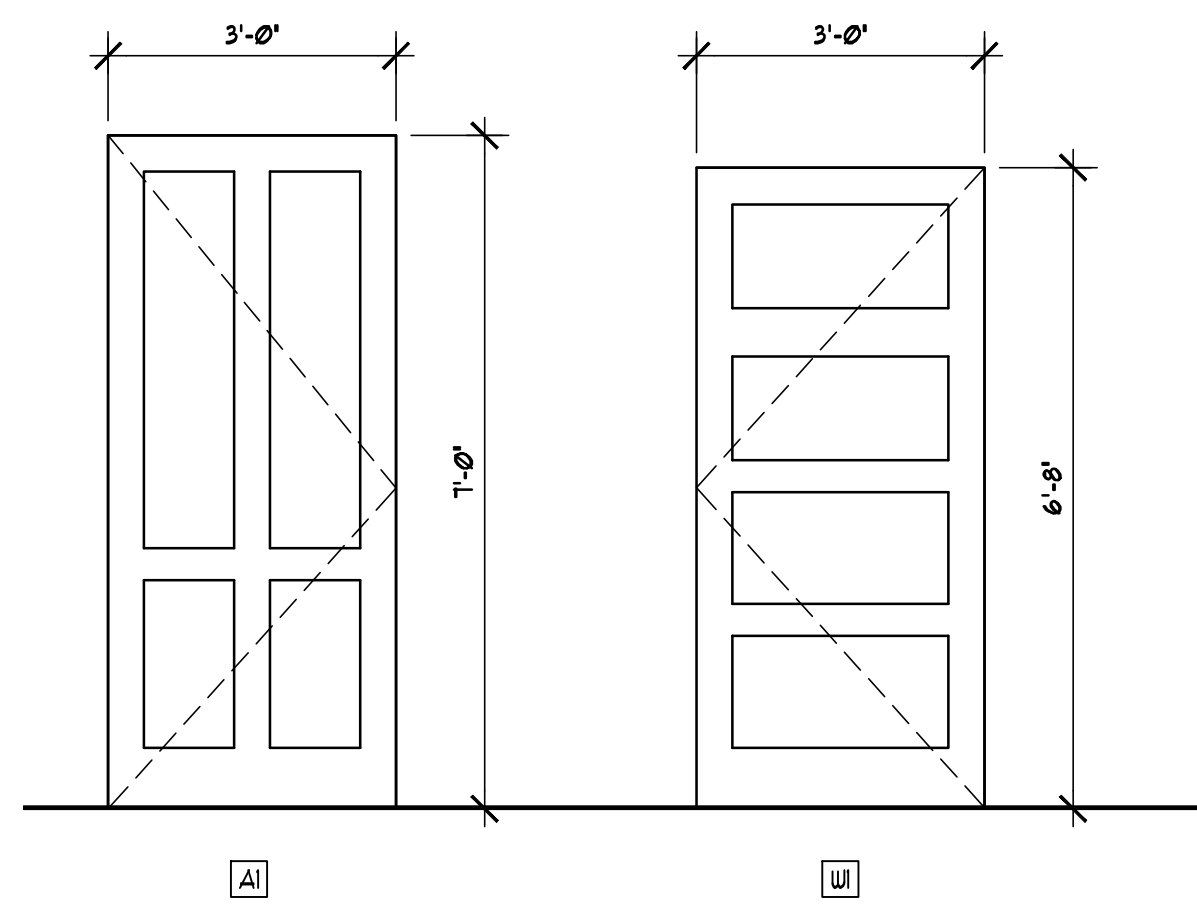
drawn 09/30/14 CNK checked 07/03/14 JJR approved JJR

RZK FOR REVIEW NOT FOR CONSTRUCTION

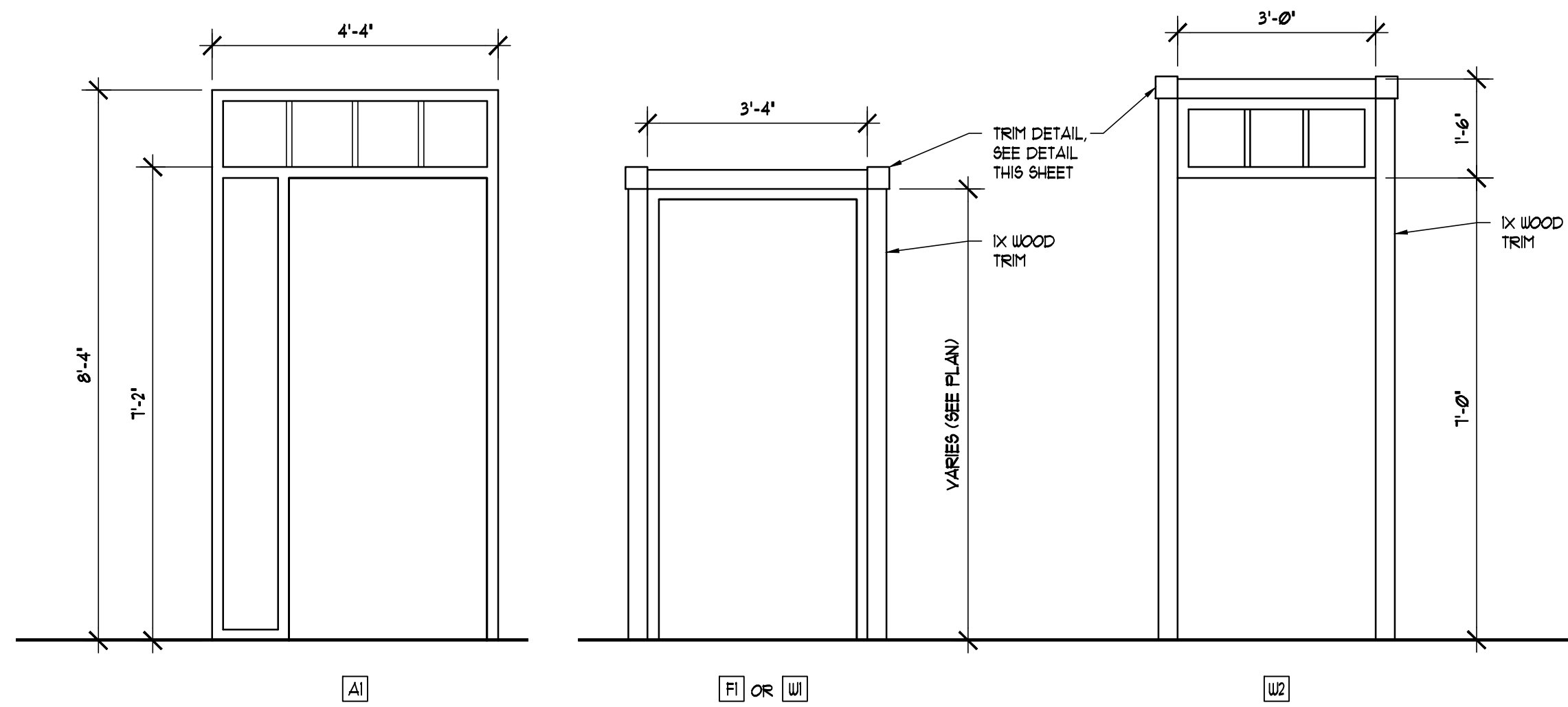
Job no. 200240
2A-7.0

ARCHITECTS RZK, INC.
 800 FLORIDA AVENUE SUITE 202 COCOA, FLORIDA 32922 TELEPHONE (321) 631-8039



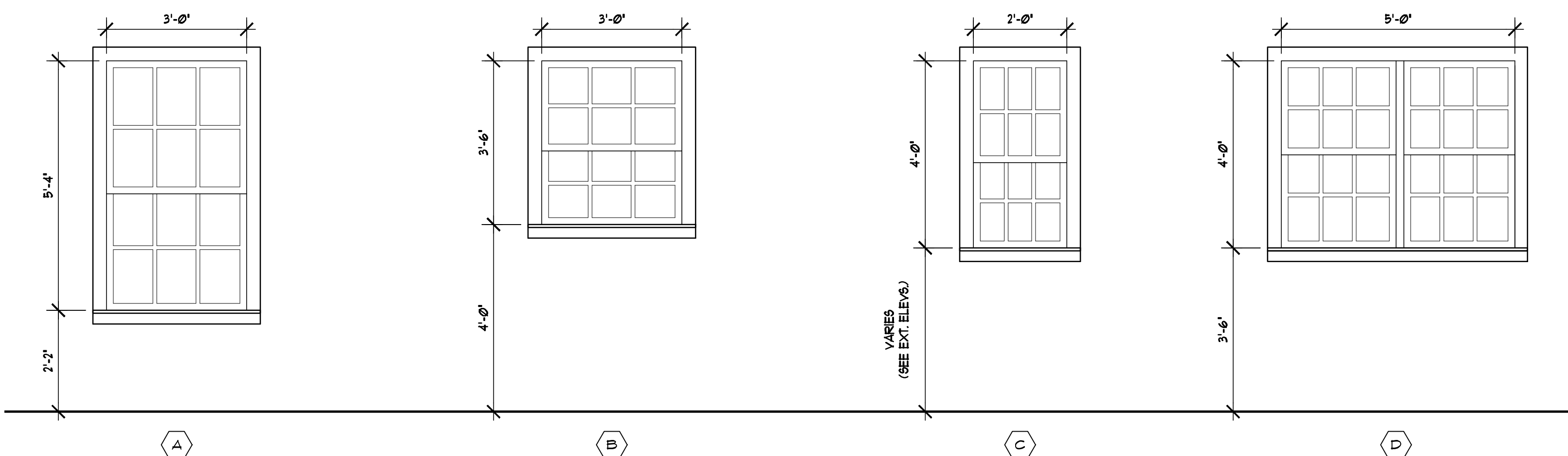


1 DOOR TYPES
SCALE: 1/2"=1'-0"



2 FRAME TYPES
SCALE: 1/4"=1'-0"

4 DOOR TRIM DETAIL
SCALE:



3 WINDOW TYPES
SCALE: 1/2"=1'-0"

DOOR HARDWARE SETS

SET	HARDWARE											REMARKS		
	HINGES	LOCKSET(S)	DEAD BOLT	CLOSERS(S)	KICKPLATE(S)	THRESHOLD	LEATHER STRIP	FLUSH BOLT	DOOR STOP(S)	RAIN DRIP	PANIC		PUSH AND PULL	SILENCERS
01	A	A	-	-	-	A	A	A	-	-	-	-	-	TEST ASSEMBLY FOR EXT. USE
02	B	B	-	-	-	-	B	-	-	-	-	-	-	
03	B	C	-	-	-	C	C	-	-	-	-	-	-	
04	B	D	-	-	-	-	-	-	-	-	-	-	-	
05	B	E	-	-	-	-	B	#	-	-	-	-	-	# = ONE LEAF ONLY
06	B	C	-	-	-	C	B	-	-	-	-	-	-	
07	B	E	-	-	-	-	#	C	-	-	-	-	-	# = ONE LEAF ONLY
08	A	F	-	-	-	A	C	B	-	-	-	-	-	TEST ASSEMBLY FOR EXT. USE
09	A	G	-	-	-	A	B	-	-	-	-	-	-	TEST ASSEMBLY FOR EXT. USE

WINDOW SCHEDULE

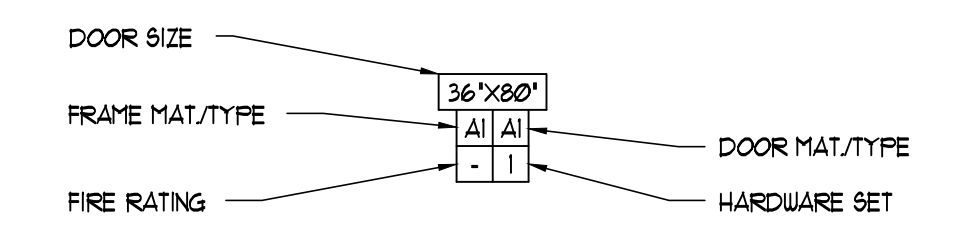
MARK	APPROXIMATE SIZE (W X H)	FR. TYPE	GLASS	DETAILS				LOCATION	REMARKS
				HEAD	JAMB	SILL	MULLION		
A	3'-0" X 5'-4"	ALUMINUM	MIN. 5/8" TINTED	4/2A-B1	4/2A-B1	4/2A-B1		VARIES (SEE PLAN)	
B	3'-0" X 4'-0"	ALUMINUM	MIN. 5/8" TINTED	4/2A-B1	4/2A-B1	4/2A-B1		VARIES (SEE PLAN)	
C	2'-0" X 4'-6"	ALUMINUM	MIN. 5/8" TINTED	4/2A-B1	4/2A-B1	4/2A-B1		VARIES (SEE PLAN)	
D	2'-0" X 4'-6"	ALUMINUM	MIN. 5/8" TINTED	4/2A-B1	4/2A-B1	4/2A-B1		OFFICE 108	

NOTE:
1. ALL INTERIOR GLASS TO BE CLEAR.
2. PROVIDE CLEAR TEMPERED GLASS AT NON-RATED AND CLEAR FIRE RATED GLASS AT RATED DOORS.

DOOR HARDWARE SCHEDULE

HINGES	A = BB ANTIQUE BRASS (609) B = ANTIQUE BRASS (609)
LOCKSETS	A = ENTRANCE FUNCTION (SCHLAGE RHODES 'L' - SERIES) MORTISE, ANTIQUE BRASS (609) B = OFFICE FUNCTION (SCHLAGE RHODES 'RD' - SERIES), ANTIQUE BRASS (609) C = PRIVACY FUNCTION (SCHLAGE RHODES 'RD' - SERIES), ANTIQUE BRASS (609) D = PASSAGE FUNCTION (SCHLAGE RHODES 'RD' - SERIES), ANTIQUE BRASS (609) E = DUMMY FUNCTION (SCHLAGE RHODES 'RD' - SERIES), ANTIQUE BRASS (609) F = CLASSROOM FUNCTION (SCHLAGE RHODES 'RD' - SERIES), ANTIQUE BRASS (609) G = STOREROOM FUNCTION (SCHLAGE RHODES 'L' - SERIES), ANTIQUE BRASS (609)
DEAD BOLTS	A = CLASSROOM FUNCTION BB63 ANTIQUE BRASS (609)
CLOSERS	A = LCN 4010/4111 SERIES (PARALLEL ARM, ADA) STOP ARM, ANTIQUE BRASS (609)
KICKPLATE	A = IVES B400 SERIES, ANTIQUE BRASS (609)
DOOR STOPS	A = IVES W6 SERIES (W/ ADEQUATE BACK BLOCKING), ANTIQUE BRASS (609) B = GLYNN JOHNSON (450 SERIES) OVERHEAD TYPE, ANTIQUE BRASS (609) C = BUMPER W/ HOLDER
THRESHOLD	A = PEMKO 2005 DV. 36 B = PEMKO 6BRF C = MARBLE (SEE CERAMIC TILE SPEC SECTION 09 30 00) D = VINYL CARPET EDGE (SEE RESILIENT SPEC 09 65 00)
LEATHERSTRIP	A = PEMKO AV B = PEMKO 588
PUSH AND PULL	A = IVES 8200 AND 8307, STAIN CHROME (626)
SILENCER	A = 3 RUBBER UNITS PER SINGLE DOOR FRAME, 2 RUBBER UNITS PER DOUBLE DOOR FRAME

DOOR TYPE LEGEND



DOOR TYPE LEGEND:

A - ALUMINUM
U - WOOD
F - FIBERGLASS

REVISIONS AND UPDATES

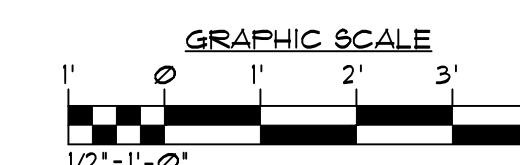
10/01/14		90% CONSTRUCTION DOCUMENTS
06/18/14		PROGRESS SET
03/21/14		DESIGN DEVELOPMENT SET
09/20/12		SCHEMATIC PLANS

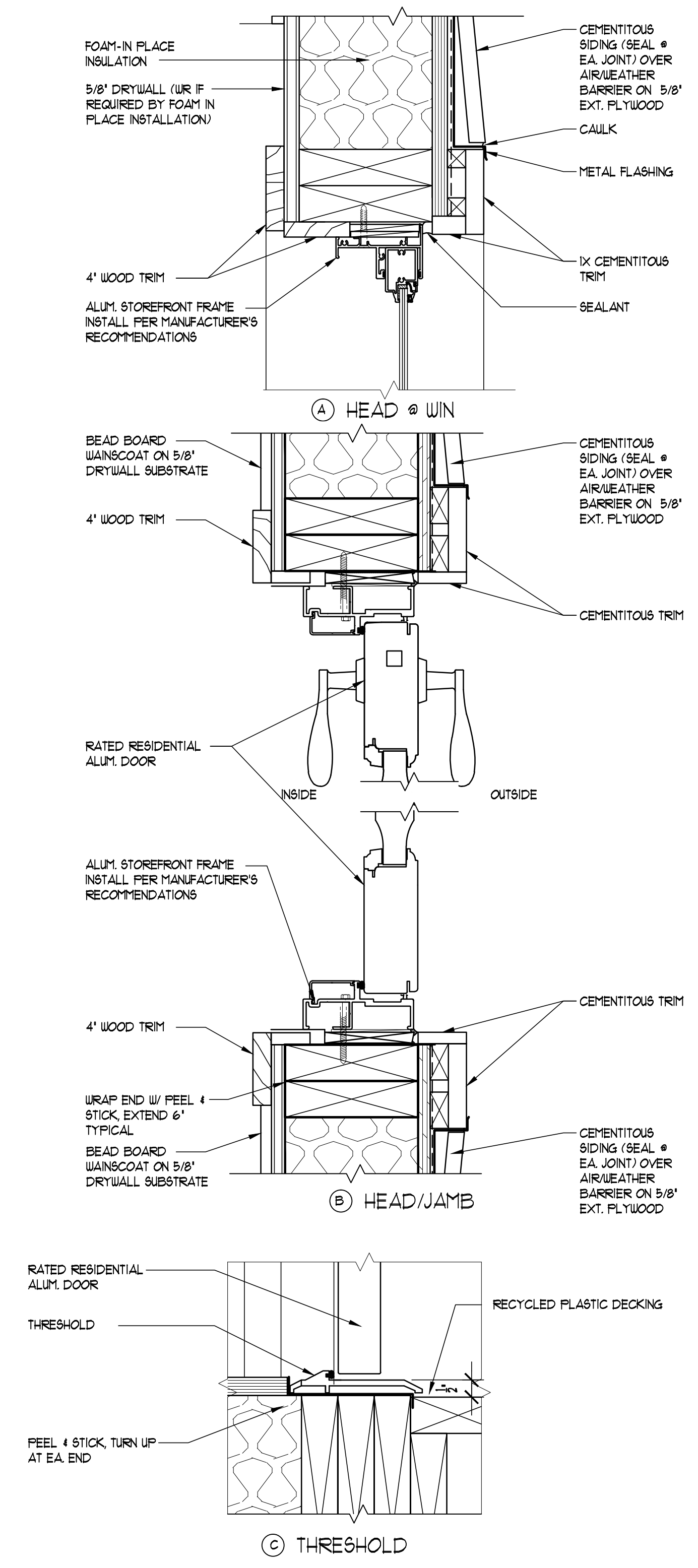
**CAPE CANAVERAL LIGHTHOUSE FOUNDATION
LIGHTHOUSE KEEPER'S COTTAGES**

LIGHTHOUSE RD CAPE CANAVERAL AFS, FL
REPLICA HOUSE DOOR/WINDOW TYPES

drawn 09/30/14 CNK checked 07/03/14 JJR approved JJR

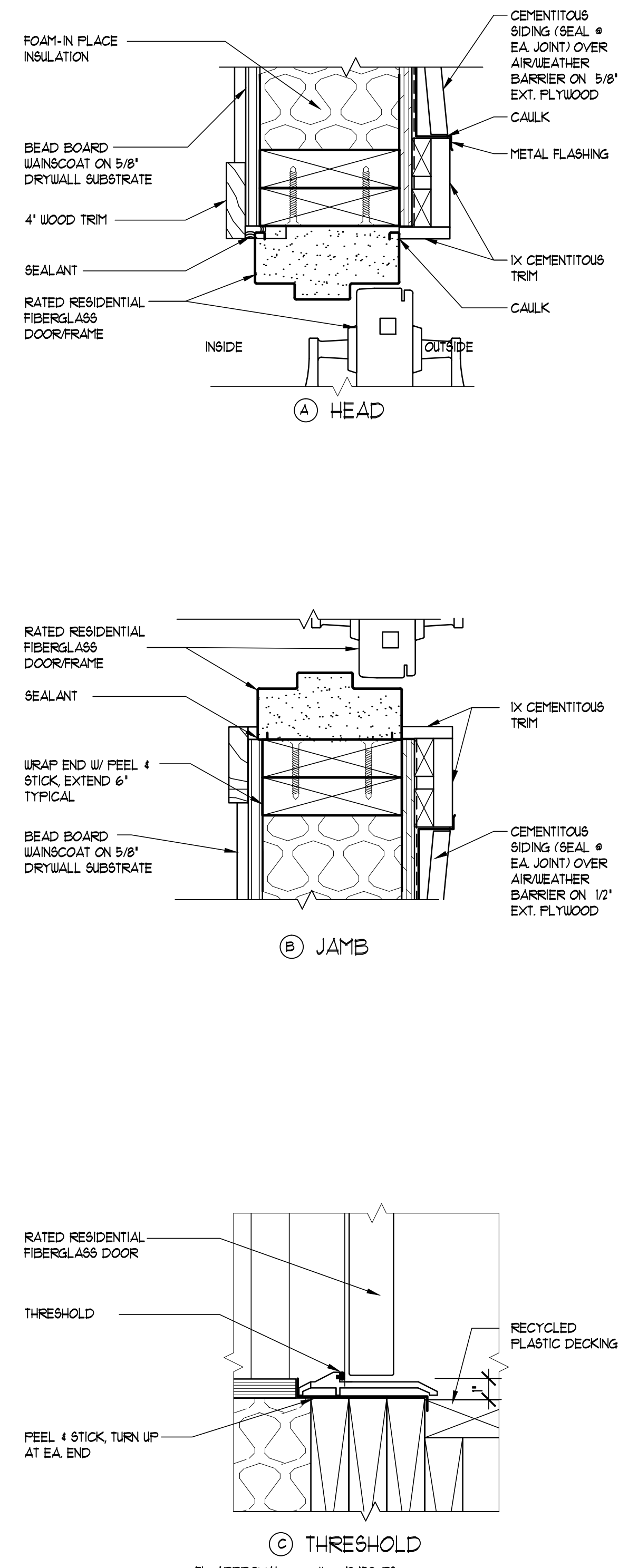
FOR REVIEW NOT FOR CONSTRUCTION
Job no. 200.40
2A-8.0





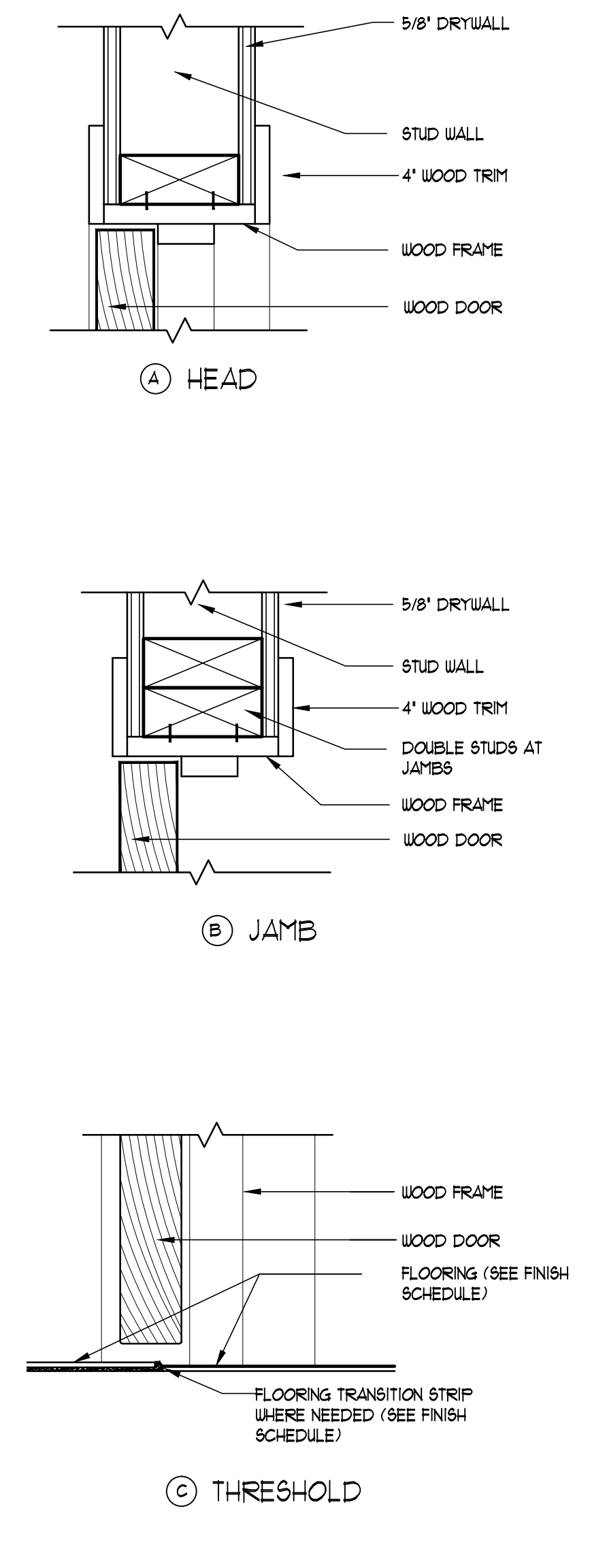
1 DOOR DETAILS
SCALE: 3" = 1'-0"

FL. APPROVAL : # 480934 (OUTSWINGING EXTERIOR DOOR)
480932 (INSWINGING EXTERIOR DOOR)

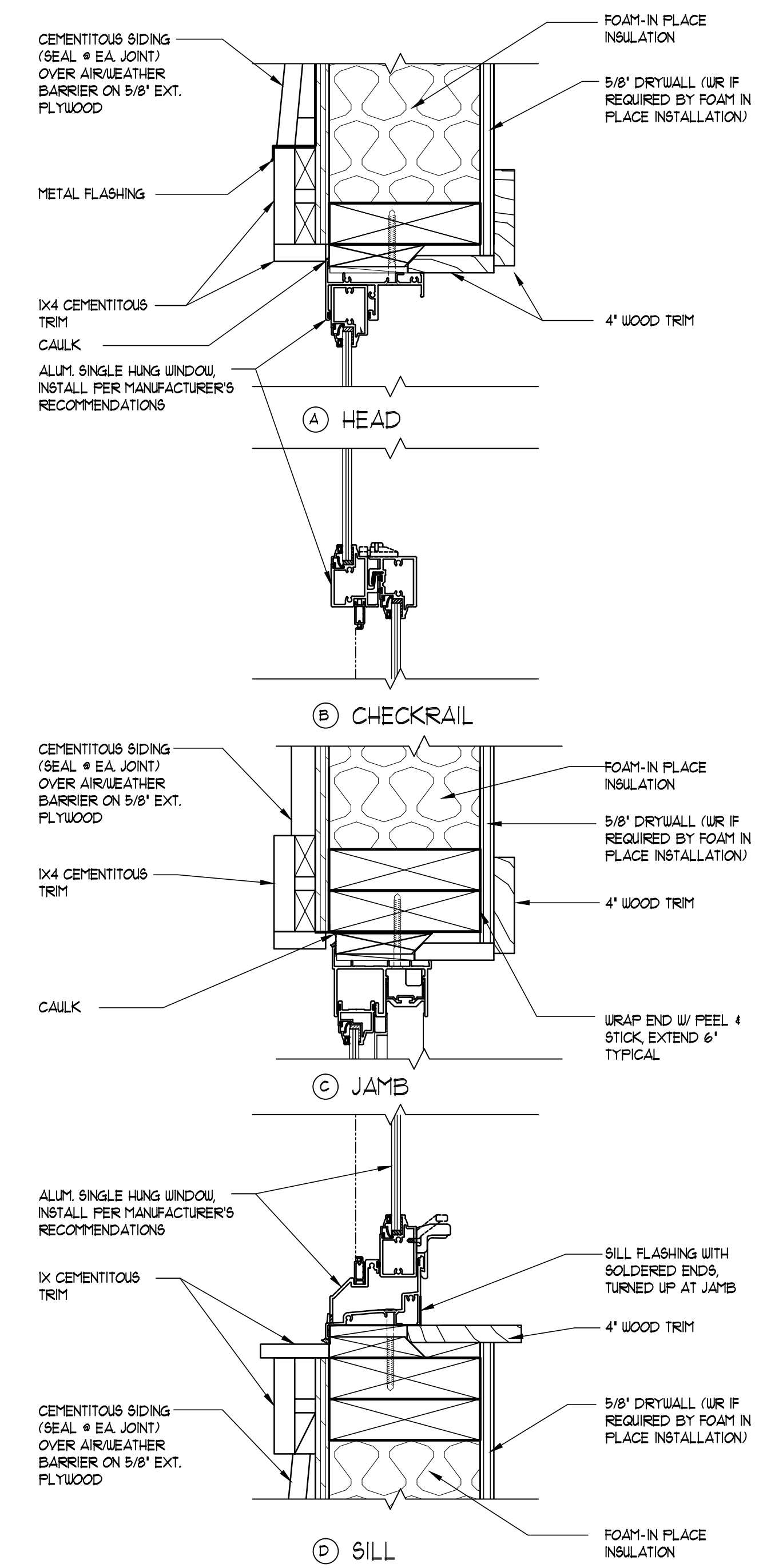


2 EXT. DOOR DETAILS
SCALE: 3" = 1'-0"

FL. APPROVAL : # 13499-R2



3 INT. DOOR DETAILS
SCALE: 3" = 1'-0"



4 WINDOW DETAILS
SCALE: 3" = 1'-0"

NOA NO: 12-02214

REVISIONS AND UPDATES		
10/01/14		90% CONSTRUCTION DOCUMENTS
06/18/14		PROGRESS SET
03/21/14		DESIGN DEVELOPMENT SET
09/20/12		SCHEMATIC PLANS

**CAPE CANAVERAL LIGHTHOUSE FOUNDATION
LIGHTHOUSE KEEPER'S COTTAGES**

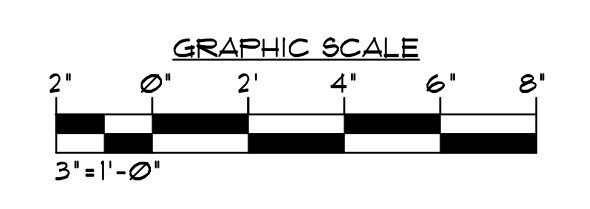
LIGHTHOUSE RD CAPE CANAVERAL AFS, FL
REPLICA HOUSE DOOR/WINDOW DETAILS

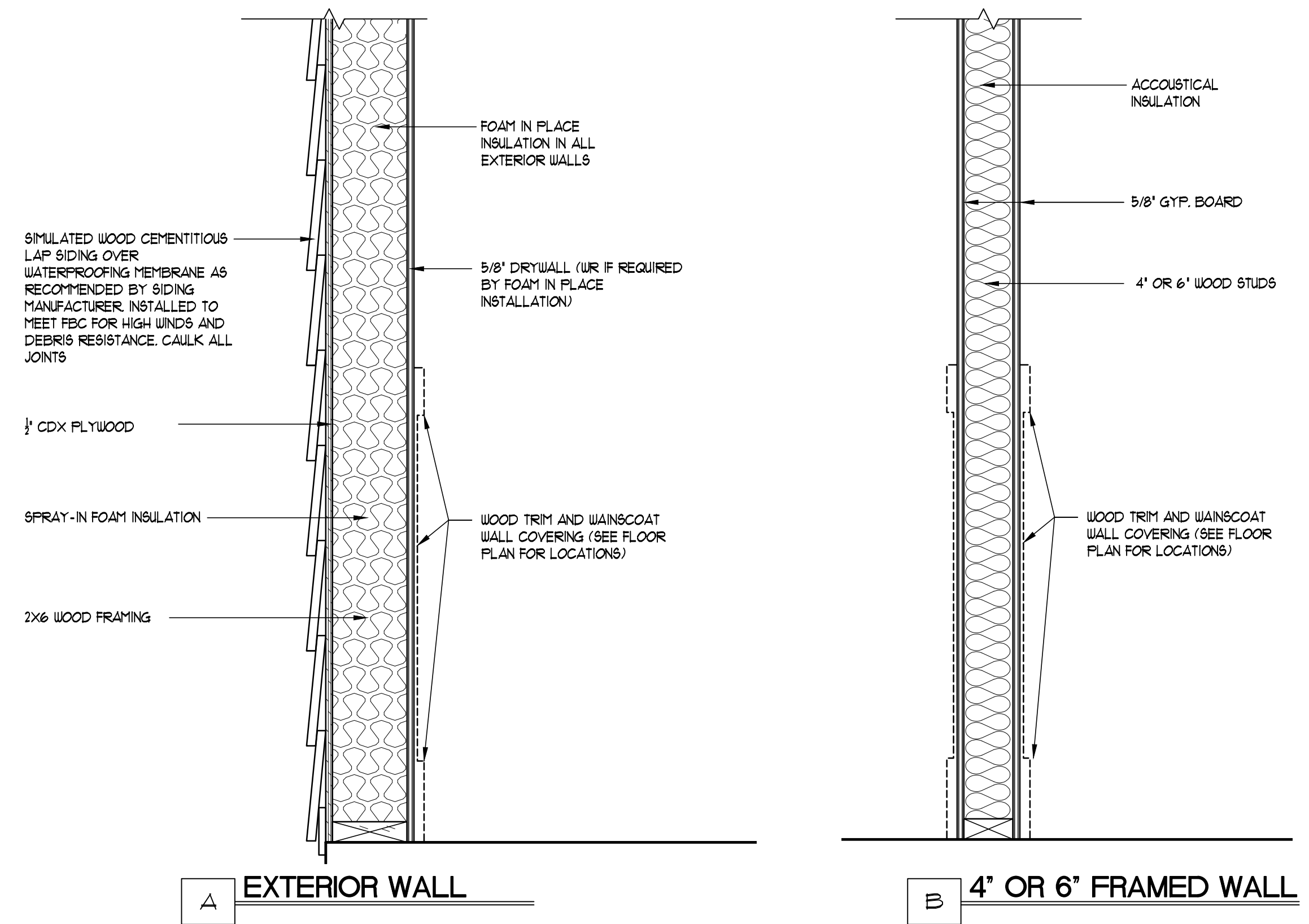
drawn 09/30/14 CNK checked 01/03/14 JJR approved JJR

RZK FOR REVIEW NOT FOR CONSTRUCTION

Job no. 200.40
2A-8.1

ARCHITECTS RZK, INC.
800 FLORIDA AVENUE SUITE 202 COCOA, FLORIDA 32922 TELEPHONE (321) 631-8039





A EXTERIOR WALL

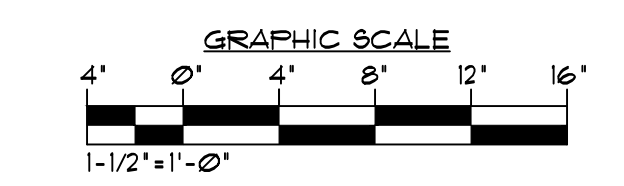
B 4' OR 6' FRAMED WALL

1 WALL TYPES
SCALE: 1-1/2"=1'-0"

REVISIONS AND UPDATES		
10/01/14		90% CONSTRUCTION DOCUMENTS
06/18/14		PROGRESS SET
03/21/14		DESIGN DEVELOPMENT SET
09/20/12		SCHEMATIC PLANS

CAPE CANAVERAL LIGHTHOUSE FOUNDATION
LIGHTHOUSE KEEPER'S COTTAGES
LIGHTHOUSE RD CAPE CANAVERAL AFS, FL
REPLICA HOUSE WALL TYPES

drawn 09/30/14 CNK checked 07/03/14 JJR approved JJR



RZK FOR REVIEW
NOT FOR CONSTRUCTION

AA-C001568

Job no. 2012.40
2A-10.0

ARCHITECTS RZK, INC.
800 FLORIDA AVENUE SUITE 202 COCOA, FLORIDA 32922 TELEPHONE (321) 631-8039

GENERAL NOTES

- ALL FIRE RATED WALLS SHALL EXTEND AND SEAL TO FLOOR DECK AT BASE AND UNDERSIDE OF DECK ABOVE, UNLESS NOTED OTHERWISE.
- PROVIDE STENCILED SIGNS WITH 2" HIGH LETTERS THAT READ 1 HR FIRE SEPARATION PROTECT ALL OPENINGS ON ALL RATED WALLS. SPACE SIGNS 15'-0" O.C. MAX. AND ABOVE FINISH CEILINGS.
- SEE SHEET AS-11 FOR EXTERIOR STAIRS AND RAMP INFORMATION.

LIFE SAFETY / CODE COMPLIANCE NOTES

APPLICABLE CODES
 FLORIDA BUILDING CODE - 2010 W/ 2012 UPDATES
 FLORIDA EXISTING BUILDING CODE - 2010 W/ 2012 UPDATES
 FBC MECHANICAL CODE - 2010 W/ 2012 UPDATES
 FBC PLUMBING CODE - 2010 W/ 2012 UPDATES
 FLORIDA FIRE PREVENTION CODE - 2010 W/ 2012 UPDATES

OCCUPANCY CLASSIFICATION
 FLORIDA BUILDING CODE (BUILDING) - MERCANTILE (M) WITH BUSINESS (B) ACCESSORY OCCUPANCY

MAX. OCCUPANCY
 BUSINESS (B): 999 SF 100 GROSS/PERSON = 10 PERSONS

CONSTRUCTION TYPE
 FLORIDA BUILDING CODE: TYPE VB
 FIRE SPRINKLER SYSTEM: NO

BUILDING HEIGHT AND ALLOWABLE AREA
 HEIGHT: - REQUIRED: 40', ACTUAL: 26.5' AREA: - REQUIRED: 9,000 SF, ACTUAL: 959 SF

EXITING / EGRESS
 MIN. NUMBER OF EXITS (PER FBC 1021 AND FFC)
 - OCCUPANT LOAD 1-500 (PER STORY) = 2 EXITS (3 PROVIDED)
 TRAVEL DISTANCES (SEE PLAN FOR PATHS)
 - MAXIMUM COMMON PATH: 75 FT. (PER FBC BLDG)
 - MAXIMUM TRAVEL DISTANCE: 200 FT. (PER FBC TABLE 1016.1)
 - DEAD END CORRIDOR: 20 FT (PER FBC BLDG. 1013)
 - DEAD END AISLE: 20 FT (PER FBC 1025.9.5 AND)
 EXIT WIDTHS: (SEE PLANS FOR WIDTHS)
 - STAIRS: 0.3 INCHES / PERSON (UNLESS MIN. WIDTH APPLIES)
 - DOORS: 0.2 INCHES / PERSON (MIN. WIDTH TO BE 36 INCHES)
 CORRIDOR:
 - 0.2 INCHES / PERSON + (MIN. WIDTH SHALL BE 44 INCHES)

LIFE SAFETY LEGEND

- INDICATES PRIMARY EXIT
- INDICATES EMERGENCY ESCAPE ACCESS
- INDICATES PRIMARY COMMON PATH OF TRAVEL (DISTANCE FEET)
- INDICATES PRIMARY PATH OF TRAVEL (DISTANCE FEET)
- INDICATES SECONDARY PATH OF TRAVEL (DISTANCE FEET)
- INDICATES DOOR WITH FIRE RATING LABEL (IE: 90, 60, 45, OR 20 MINUTE)
- INDICATES DOOR EXIT CAPACITY (PERSONS)
- INDICATES 1 HR FIRE RATED WALL/PARTITION
- INDICATES OCCUPANT LOAD PER FBC FOR SPECIFIC ROOMS
- INDICATES FIRE EXTINGUISHER ON BRACKET OR IN CABINET
- INDICATES EMERGENCY LIGHTS
- INDICATES FIRE ALARM STROBE AND HORN (SEE ELECT. DRAWINGS)
- INDICATES FIRE BELL ONLY (SEE ELECT. DRAWINGS)
- INDICATES FIRE STROBE ONLY (SEE ELECT. DRAWINGS)
- INDICATES FIRE ALARM PULL STATION (SEE ELECT. DRAWINGS)
- INDICATES SMOKE OR HEAT DETECTOR TIED TO FIRE ALARM SYSTEM (SEE ALSO ELECT. DIAGS)
- INDICATES EXIT SIGN (SEE ELEC. DRAWINGS)
- INDICATES COMBO EXIT SIGN-EMERGENCY LIGHT (SEE ELECT. DRAWINGS)

REVISIONS AND UPDATES

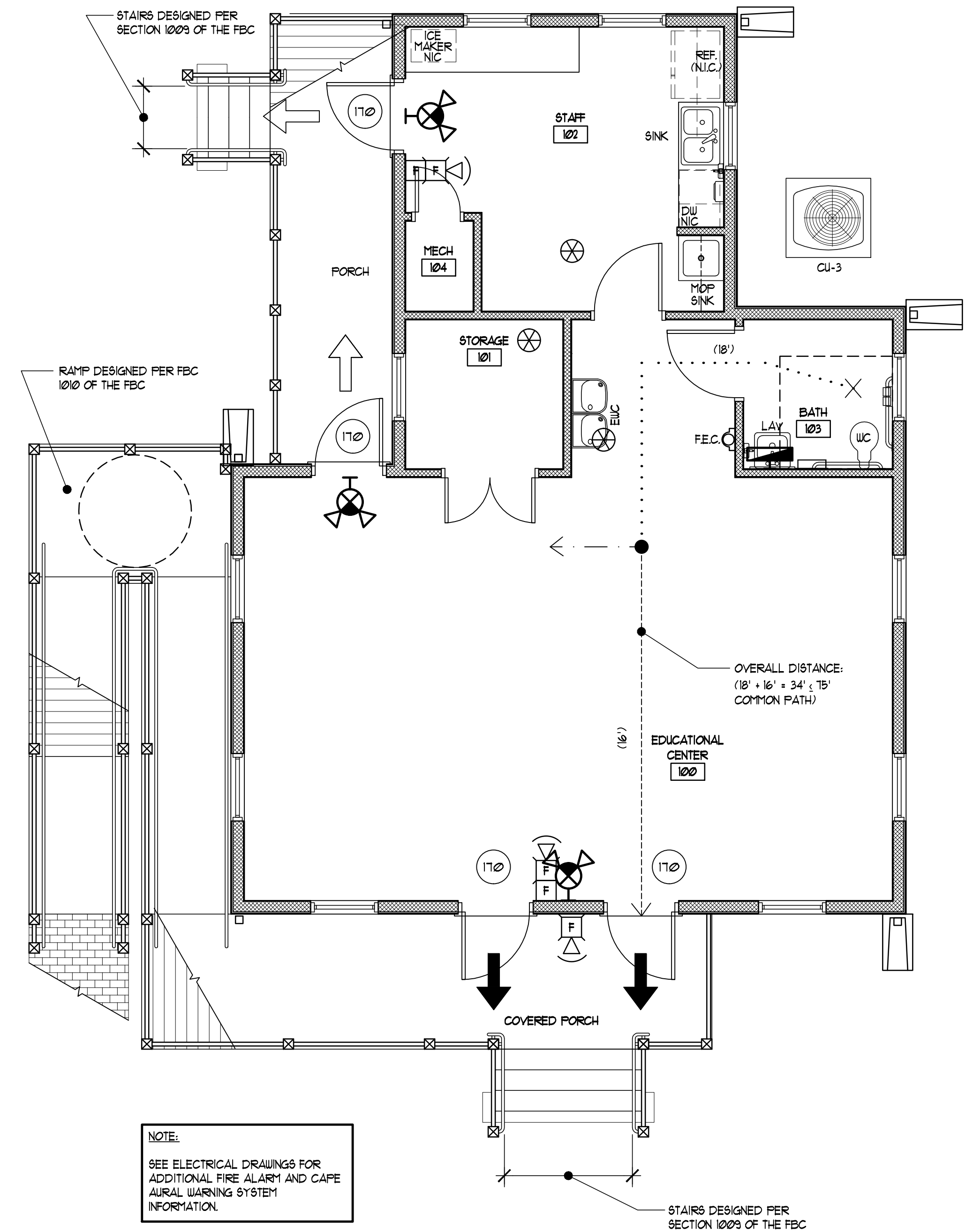
10/01/14	90% CONSTRUCTION DOCUMENTS
06/18/14	PROGRESS SET
03/21/14	DESIGN DEVELOPMENT SET
09/20/12	SCHEMATIC PLANS

**CAPE CANAVERAL LIGHTHOUSE FOUNDATION
 LIGHTHOUSE KEEPER'S COTTAGES**
 LIGHTHOUSE RD CAPE CANAVERAL AFS, FL
EDUCATION CENTER LIFE SAFETY PLAN


drawn 09/30/14 CNK checked 01/03/14 JJR approved JJR

**FOR REVIEW
 NOT FOR
 CONSTRUCTION**
 Job no. 20140
3LS-1.0

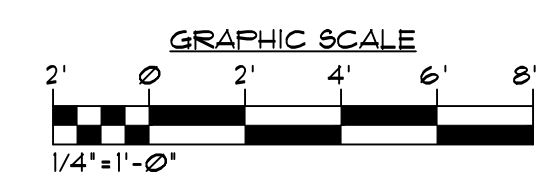
ARCHITECTS RZK, INC.
 800 FLORIDA AVENUE SUITE 202 COCOA, FLORIDA 32922 TELEPHONE (321) 631-8039



NOTE:
 SEE ELECTRICAL DRAWINGS FOR
 ADDITIONAL FIRE ALARM AND CAPE
 JURAL WARNING SYSTEM
 INFORMATION.



1 EDUCATION CENTER LIFE SAFETY PLAN
 SCALE: 1/4" = 1'-0"



REFLECTED CEILING PLAN NOTES

- ALL DETAILS AND SECTIONS SHOWN ON THE DRAWINGS ARE INTENDED TO BE TYPICAL AND SHALL BE CONSTRUED TO APPLY TO ANY SIMILAR SITUATION ELSEWHERE ON THE PROJECT EXCEPT WHERE A DIFFERENT DETAIL IS SHOWN, REFER TO FLOOR PLANS, ELEVATIONS, SECTIONS, AND SPEC. BOOK FOR ADDITIONAL DETAIL REFERENCES.
- ARCHITECTURAL DRAWINGS TAKE PRECEDENCE OVER MECHANICAL AND ELECTRICAL FOR LOCATION OF LIGHTS, GRILLES, DIFFUSERS, CEILING GRIDS, AND SIMILAR ITEMS. IF A DISCREPANCY EXISTS WITH QUANTITIES, NOTIFY ARCHITECT IMMEDIATELY. FOLLOW ARCHITECTURAL PLANS FOR LOCATION OF MECHANICAL DIFFUSERS AND RETURN AIR GRILLES. GRILLES AND DIFFUSERS INDICATED ON MECHANICAL DRAWINGS BUT NOT SHOWN ON ARCHITECTURAL ARE TO BE COORDINATED BETWEEN ARCHITECTURAL AND MECHANICAL DRAWINGS BY ARCHITECT DURING CONSTRUCTION.
- REFER TO REFLECTED CEILING PLANS FOR FIRE RATED WALL LOCATIONS.
- EVERY EFFORT MUST BE MADE TO GIVE CEILING A CLEAN AND WELL ORGANIZED APPEARANCE.
- ANY VARIATION IN PLANS MUST BE APPROVED BY ARCHITECT PRIOR TO WORK.

REFLECTED CEILING LEGEND

- SUPPLY AIR
- RETURN AIR
- EXHAUST FAN
- DIAGONAL SHADING DENOTES EMERGENCY LIGHT FIXTURE
- PENDANT MOUNTED LIGHT FIXTURE
- CABLE SUSPENDED LIGHT FIXTURE
- BARE FLUORESCENT LIGHT FIXTURE
- TRACK LIGHTING
- SURFACED MOUNTED DECORATIVE LIGHT FIXTURE
- WALL MOUNTED LIGHT FIXTURE
- EXIT LIGHT FIXTURE: CEILING MOUNTED / WALL MOUNTED/ BY LIGHT COMBINATION
- GYPSUM BOARD CEILING
- CEDAR WOOD PANELING W/ 1X4 CEDAR TRIM
- LOCKABLE DRYWALL ATTIC ACCESS PANEL (20'X30') (MATCH PAINT AND TEXTURE OF CEILING)
- CROWN MOLDING
- OCCUPANCY SENSOR
- SMOKE DETECTOR
- HEAT DETECTOR
- SPEAKER

REVISIONS AND UPDATES


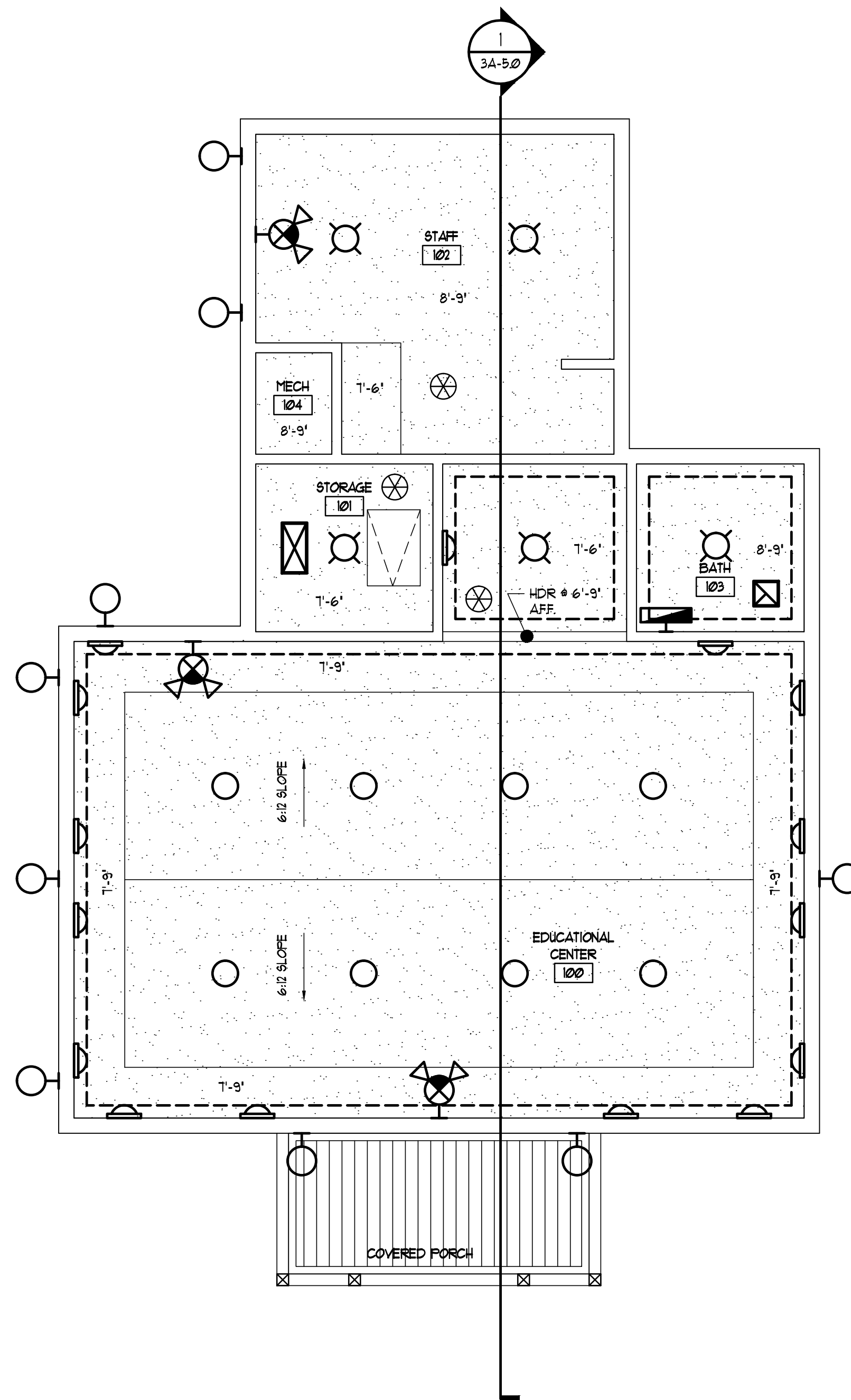
10/01/14	90% CONSTRUCTION DOCUMENTS
06/18/14	PROGRESS SET
03/21/14	DESIGN DEVELOPMENT SET
09/20/12	SCHEMATIC PLANS

**CAPE CANAVERAL LIGHTHOUSE FOUNDATION
LIGHTHOUSE KEEPER'S COTTAGES**
LIGHTHOUSE RD CAPE CANAVERAL AFS, FL
EDUCATION CENTER REFLECTED CEILING PLANS

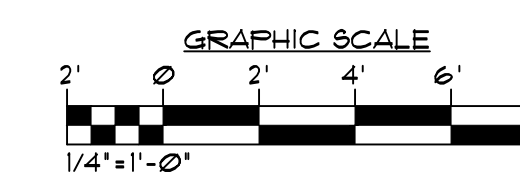
drawn 09/30/14 CNK checked 07/03/14 JJR approved JJR


RZK FOR REVIEW NOT FOR CONSTRUCTION
Job no. 2012.40
3A-2.0

ARCHITECTS RZK, INC.
800 FLORIDA AVENUE SUITE 202 COCOA, FLORIDA 32922 TELEPHONE (321) 631-8039

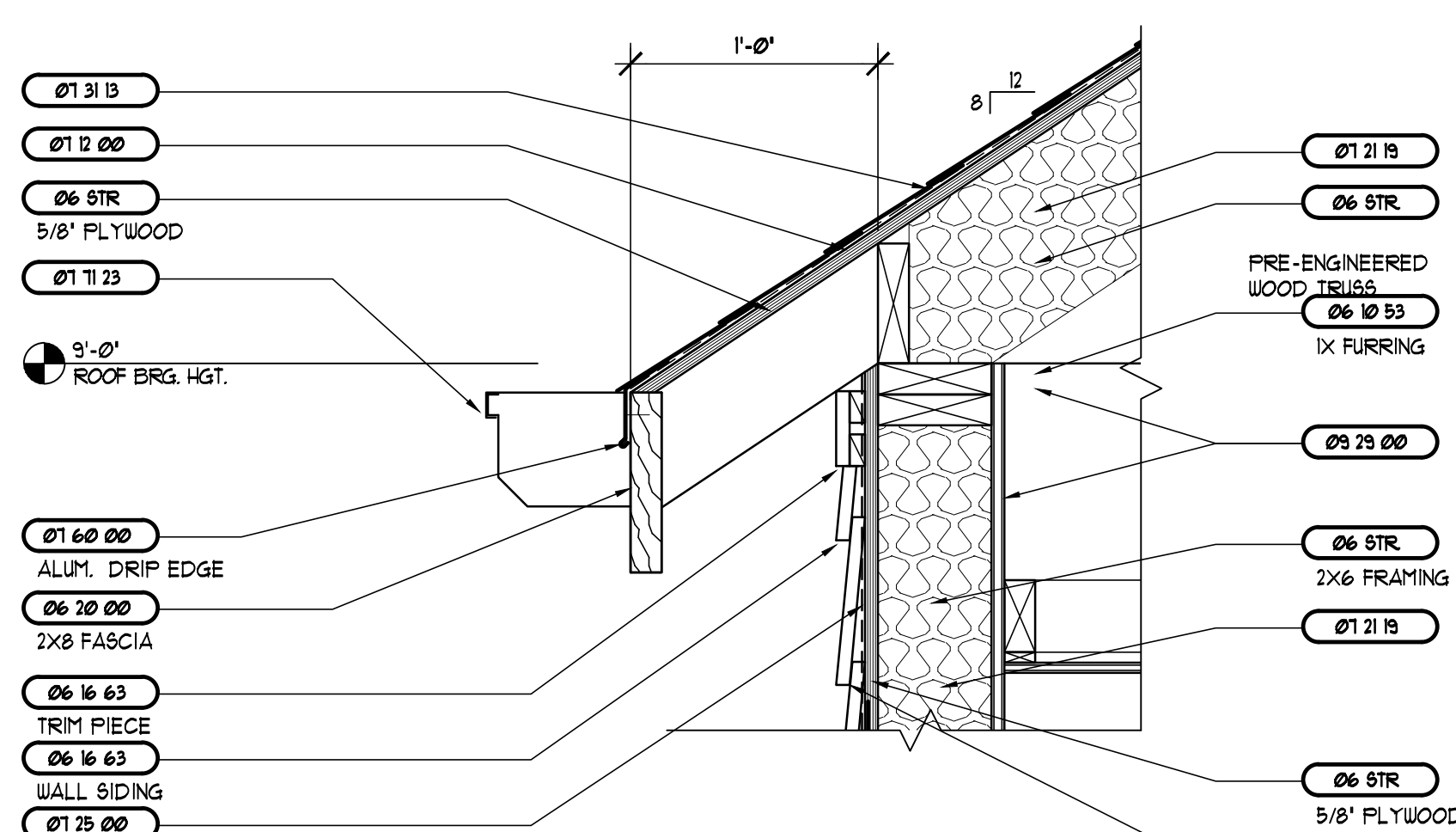
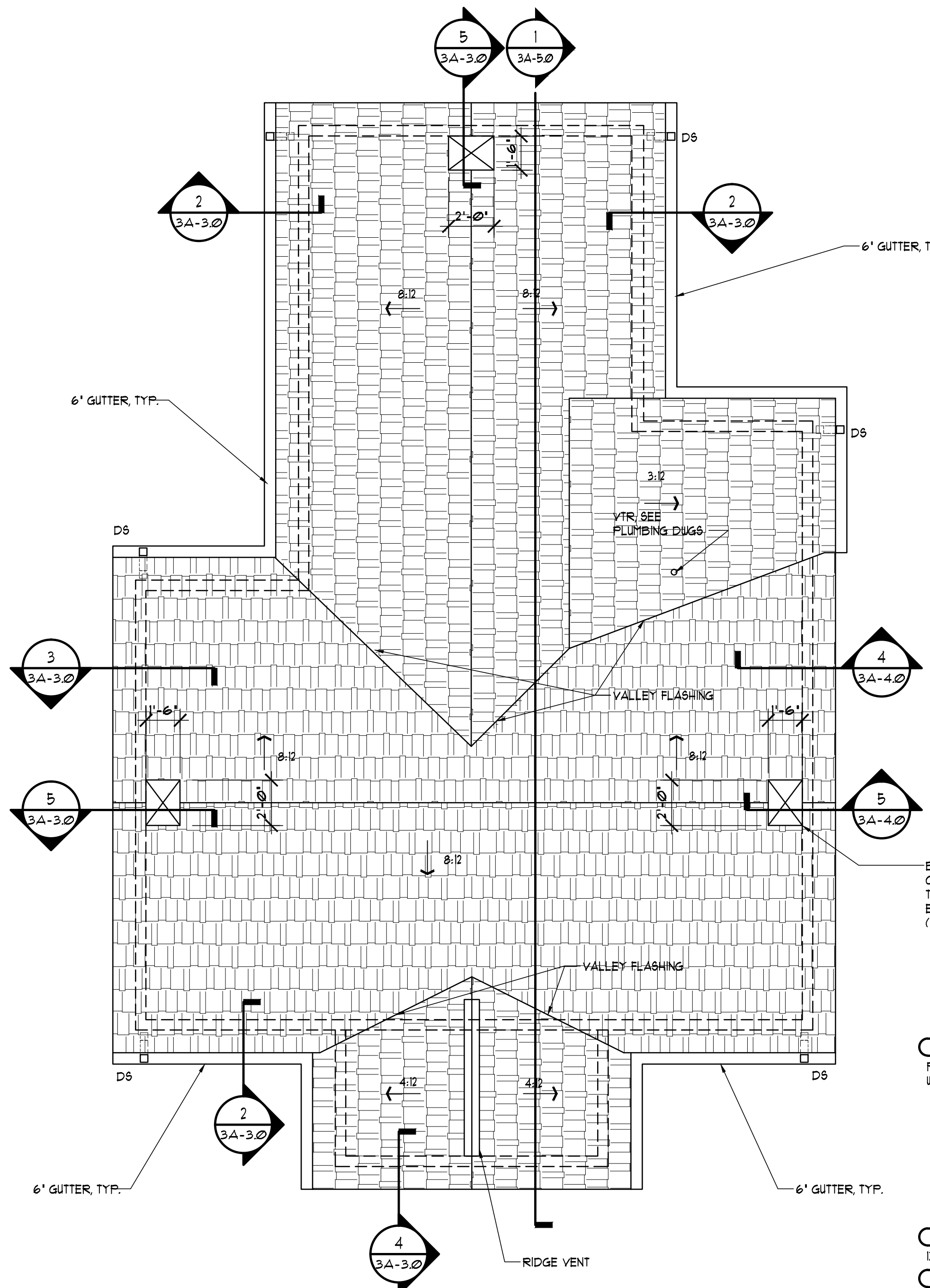


1 EDUCATION CENTER REFLECTED CEILING PLAN
SCALE: 1/4" = 1'-0"

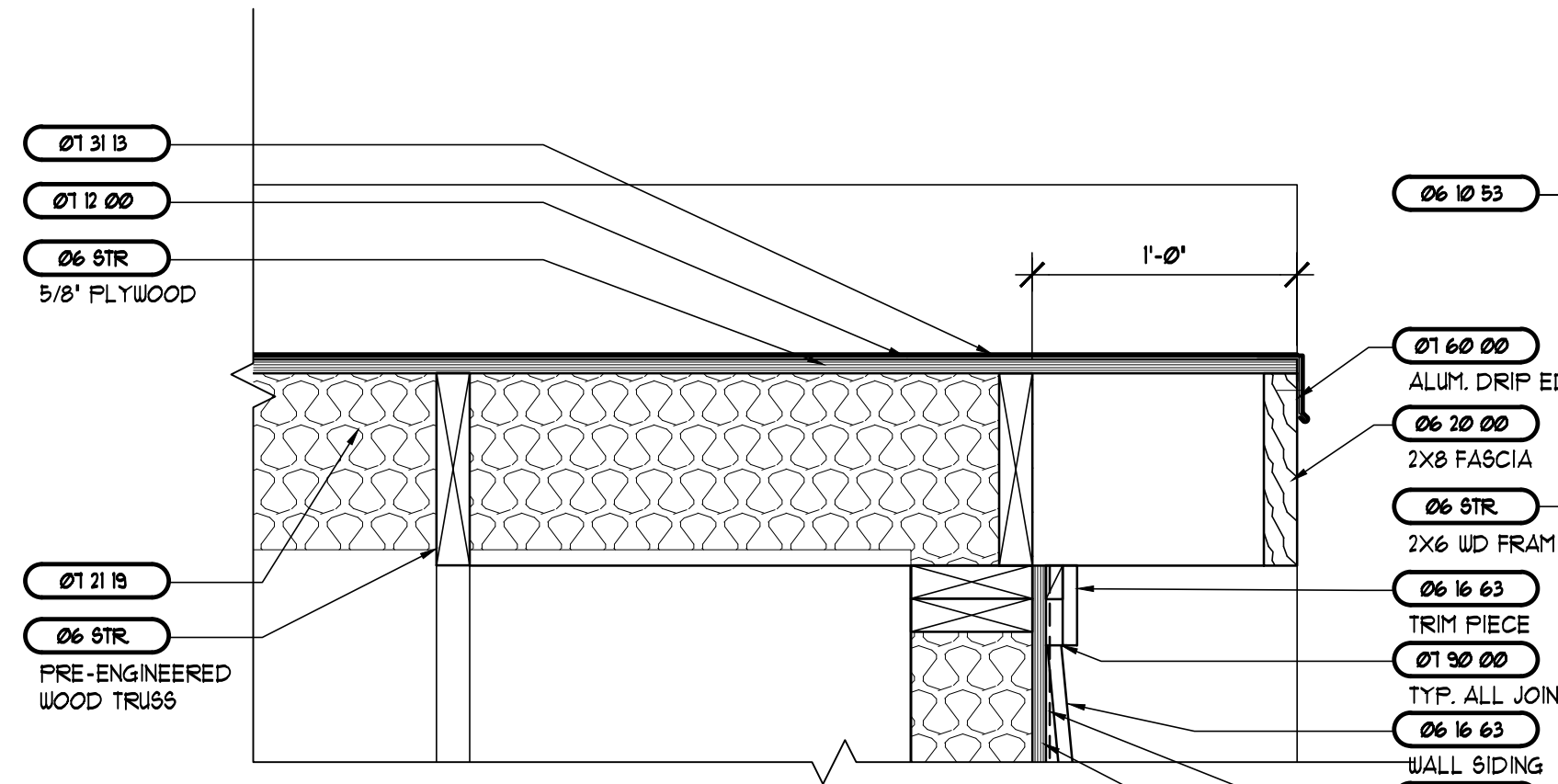




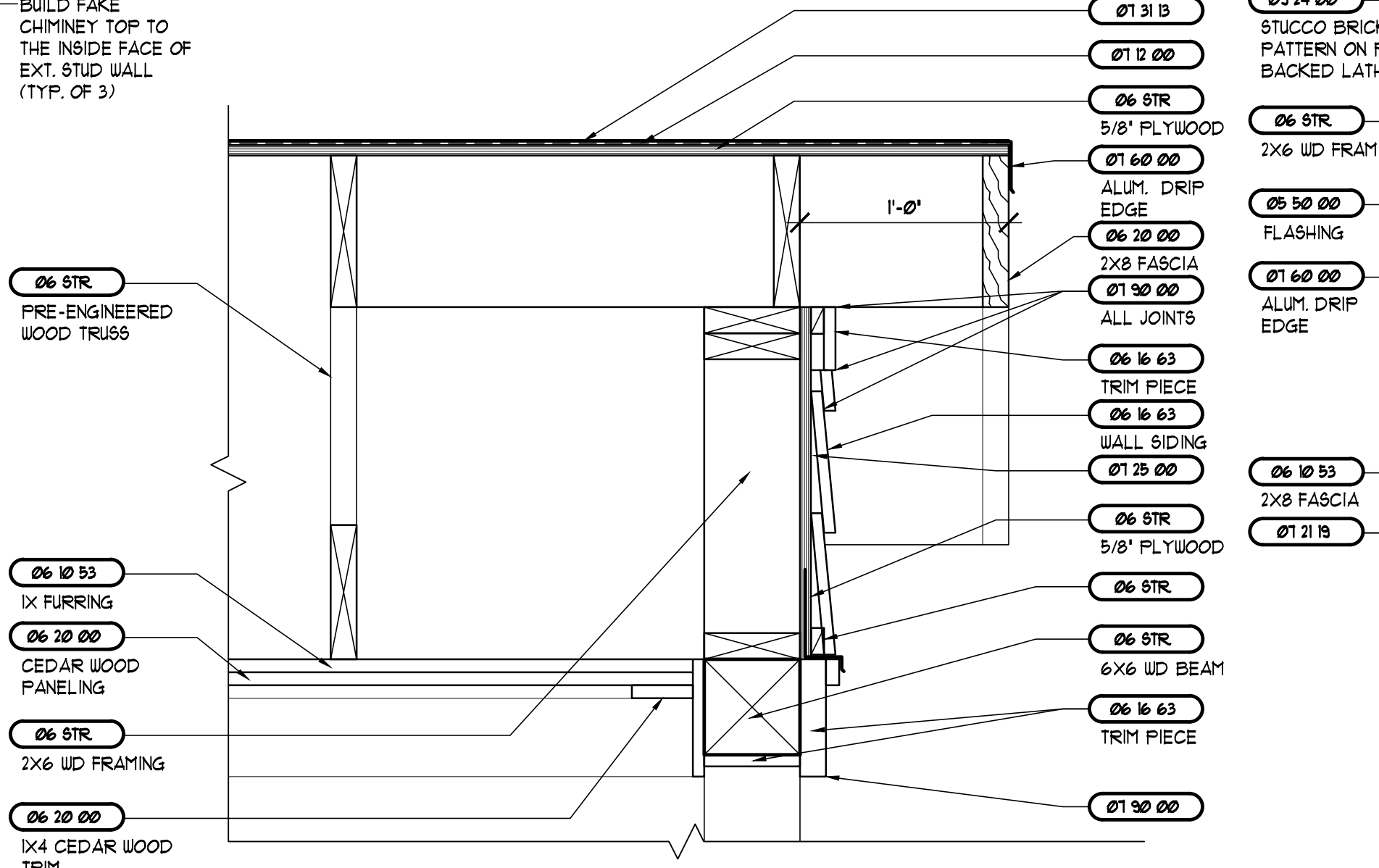
1 EDUCATION CENTER ROOF PLAN
SCALE: 1/4" = 1'-0"



2 SOFFIT DETAIL
SCALE: 1-1/2" = 1'-0"

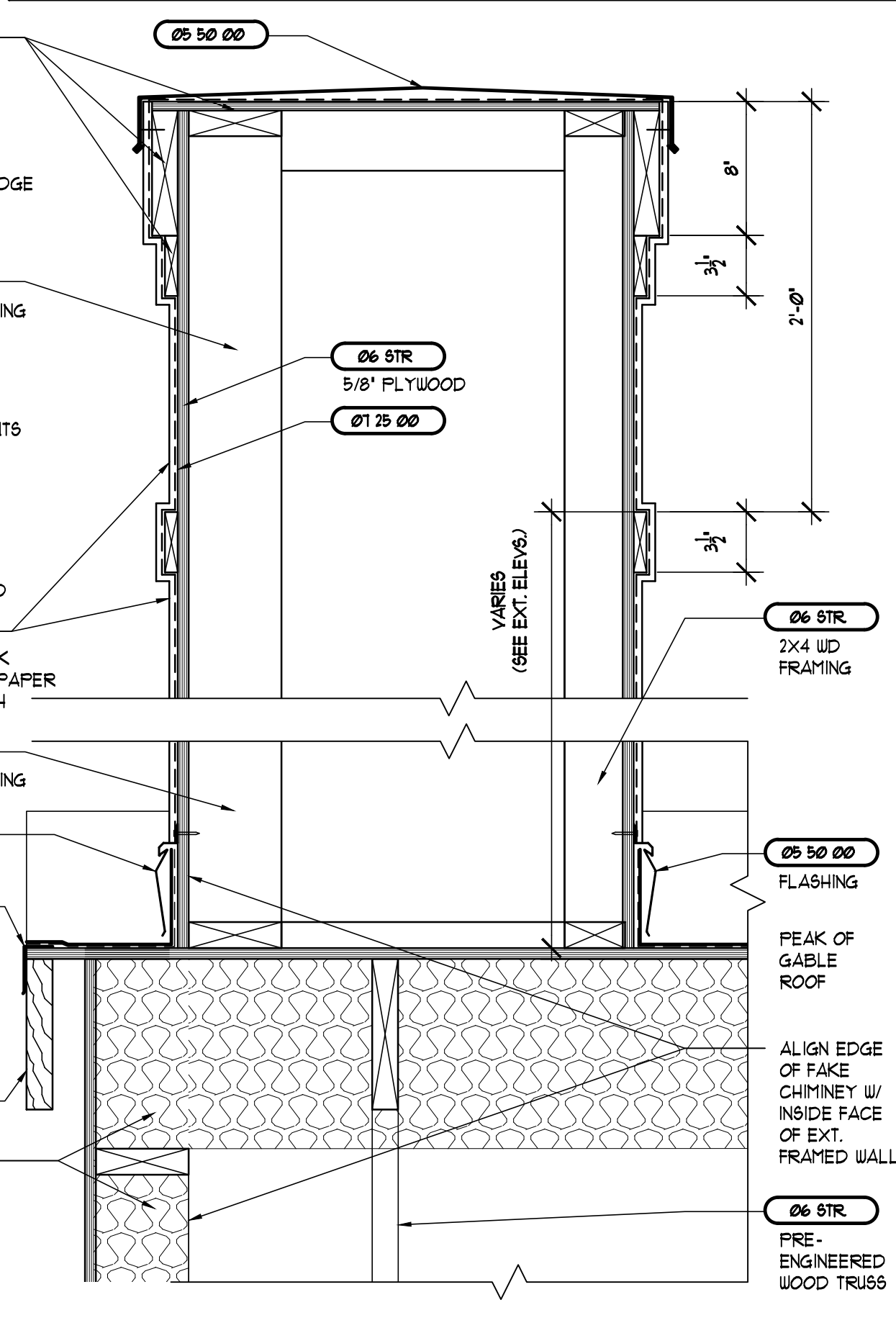
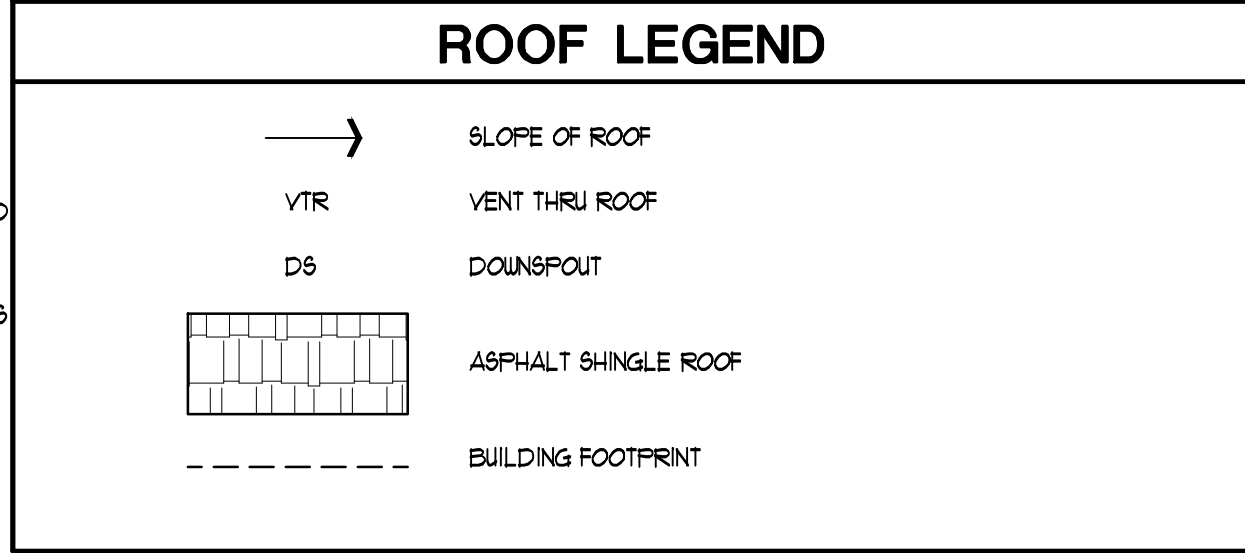


3 SOFFIT DETAIL
SCALE: 1-1/2" = 1'-0"



4 SOFFIT DETAIL
SCALE: 1-1/2" = 1'-0"

- ROOF PLAN NOTES**
- REFER TO DIVISION 1 THERMAL & MOISTURE IN THE SPECIFICATIONS FOR ROOF FINISHES ETC.
 - REFER TO THE ROOF DETAILS FOR ADDITIONAL INFORMATION.
 - ALL DETAILS AND SECTIONS SHOWN ON THE DRAWINGS ARE INTENDED TO BE TYPICAL AND SHALL BE CONSIDERED TO APPLY TO ANY SIMILAR SITUATION ELSEWHERE ON THE PROJECT, EXCEPT WHERE A DIFFERENT DETAIL IS SHOWN.
 - REFER TO PLUMBING, MECHANICAL, AND ELECTRICAL DRAWINGS AND SPECIFICATIONS FOR LOCATIONS OF VENTS, EQUIP, OR OTHER ROOF PENETRATIONS.
 - THE GENERAL CONTRACTOR AND ROOFING SUB-CONTRACTOR MUST HAVE A COMPLETE UNDERSTANDING OF ALL APPLICABLE CODES, FM - LOSS PREVENTION DATA, 1995 FHRC APPROVAL GUIDE AND MANUFACTURERS RECOMMENDATIONS.
 - PAINT ALL FLASHING, COPING, ETC. TO MATCH ADJACENT WALL COLOR.
 - THE 'ON SITE' ROOFING FOREMAN MUST ATTEND THE PRE-ROOFING CONFERENCE.
 - ROOF TOP EQUIPMENT REQUIRING SERVICE SHALL NOT BE LOCATED WITHIN 10'-0" OF EDGE OF ROOF.



5 CHIMNEY TOP DETAIL
SCALE: 1-1/2" = 1'-0"

MATERIALS LIST

- 03 STR SEE STRUCTURAL SPECIFICATIONS
- 03 48 16 PRE-CAST CONCRETE SPLASH BLOCKS
- 04 STR SEE STRUCTURAL SPECIFICATIONS
- 04 02 23 MASONRY ACCESSORIES
- 04 19 00 MASONRY SEALANT
- 05 STR SEE STRUCTURAL SPECIFICATIONS
- 05 50 00 METAL FABRICATIONS
- 05 52 00 GUARDRAILS AND HANDRAILS
- 06 STR SEE STRUCTURAL SPECIFICATIONS
- 06 10 13 BLOCKING, STUDS, FURRING, ETC.
- 06 10 53 ROUGH CARPENTRY
- 06 11 00 ROUGH HARDWARE
- 06 16 43 GYPSUM SHEATHING
- 06 16 63 CEMENTITIOUS SIDING
- 06 20 00 FINISH CARPENTRY
- 06 40 23 ARCHITECTURAL LAMINATE CASEWORK
- 06 65 00 RECYCLED PLASTIC LUMBER
- 07 12 00 WATERSHIELD UNDERLAYMENT (PEEL-N-STICK)
- 07 21 19 FOAM-IN-PLACE INSULATION
- 07 25 00 AIR / LEATHER BARRIER
- 07 27 00 FIRE STOPPING
- 07 31 13 ROOF SHINGLES
- 07 60 00 METAL FLASHING AND TRIM
- 07 11 23 MANUFACTURED GUTTERS & DOWNSPOUTS
- 07 84 00 SPRAY-ON FIREPROOFING
- 07 90 00 JOINT SEALERS
- 08 20 00 WOOD DOORS/FRAMES
- 08 16 00 FIBERGLASS DOORS/FRAMES
- 08 31 00 ACCESS DOORS
- 08 40 30 ALUM. ENT. AND STOREFRONT SYSTEM FOR COASTAL COUNTIES
- 08 52 10 ALUMINUM WINDOWS WITH TINTED GLASS
- 08 71 00 FINISH HARDWARE
- 08 91 19 FIXED DECORATIVE ALUMINUM LOUVERS
- 09 24 00 STUCCO ON LATH
- 09 25 00 GYPSUM DRYWALL
- 09 29 10 INTERIOR TILE BACKERBOARD
- 09 30 00 CERAMIC TILE
- 09 31 00 CULTURED MARBLE
- 09 54 10 ACOUSTICAL INSULATION
- 09 65 00 RESILIENT FLOORING
- 09 68 20 CARPETING
- 09 91 00 PAINTING
- 10 11 00 CHALKBOARDS, TACKBOARDS AND MARKERBOARDS
- 10 11 13 TACKABLE WALL PANELS
- 10 14 00 IDENTIFYING DEVICES
- 10 21 15 SOLID PLASTIC COMPARTMENTS/PARTITIONS
- 10 24 30 PATIO SCREEN
- 10 28 00 TOILET AND BATH ACCESSORIES
- 10 44 00 FIRE EXTINGUISHERS AND CABINETS
- 10 67 00 SHELVING
- 10 75 00 FLAGPOLES
- 11 45 70 TELEVISION SUPPORT BRACKETS
- 12 48 00 RUGS AND MATS
- 22 PLUMB SEE PLUMBING SPECIFICATIONS
- 23 MECH SEE MECHANICAL SPECIFICATIONS
- 26 ELECT SEE ELECTRICAL SPECIFICATIONS
- 31 31 16 TERMITE CONTROL
- 32 14 00 BRICK PAVERS
- 32 31 19 DECORATIVE FENCING SYSTEM AND GATES

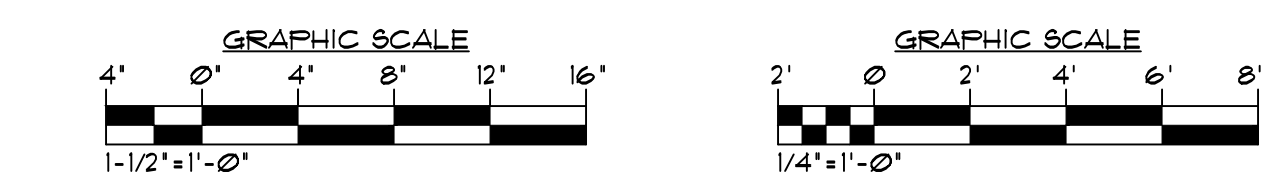
REVISIONS AND UPDATES

10/20/14	90% CONSTRUCTION DOCUMENTS
06/18/14	PROGRESS SET
03/21/14	DESIGN DEVELOPMENT SET
09/20/12	SCHEMATIC PLANS

**CAPE CANAVERAL LIGHTHOUSE FOUNDATION
LIGHTHOUSE KEEPER'S COTTAGES**
LIGHTHOUSE RD CAPE CANAVERAL AFS, FL
EDUCATION CENTER ROOF PLAN

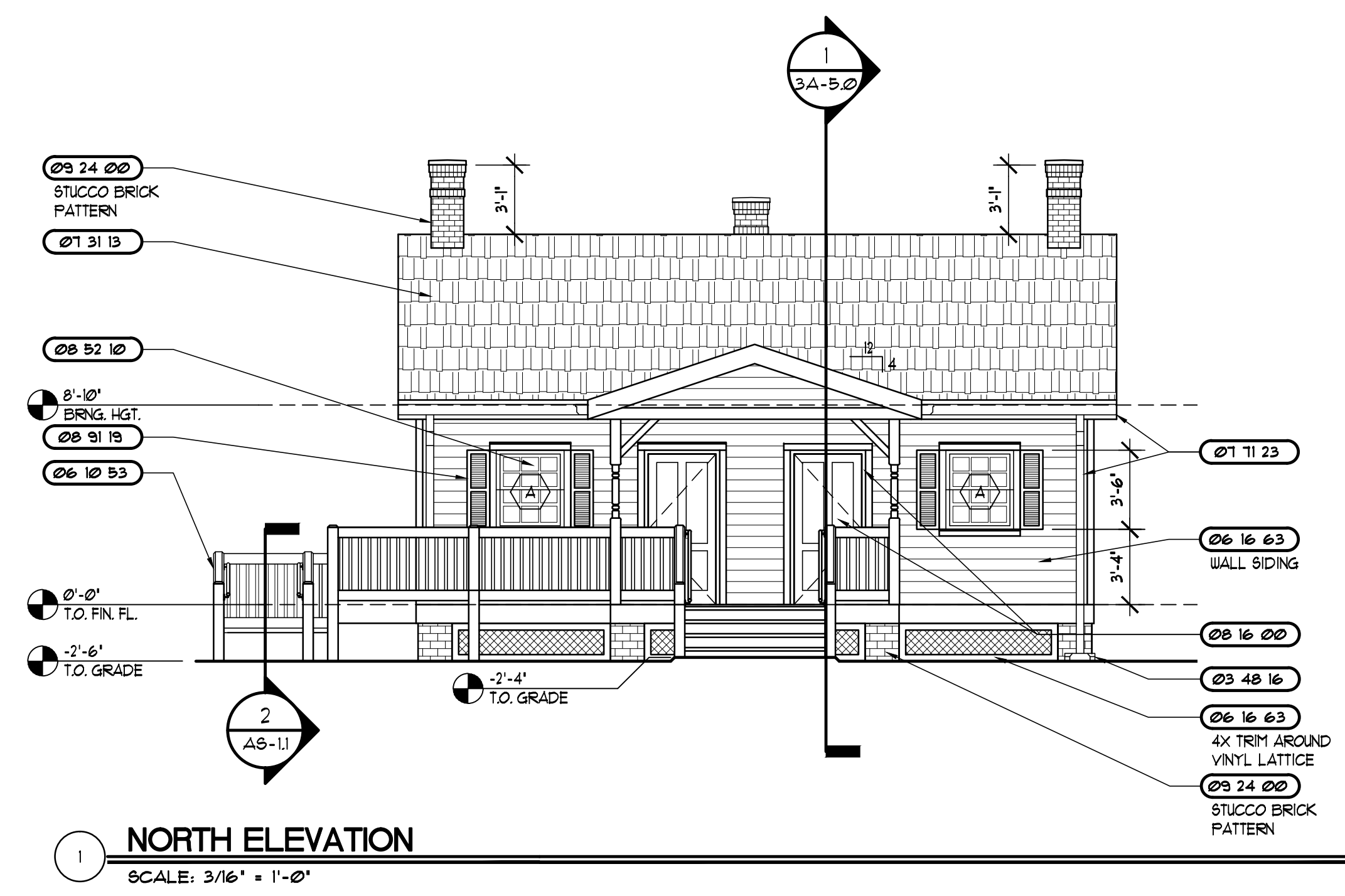
drawn 09/30/14 CNK checked 07/03/14 JJR approved JJR

RZK FOR REVIEW NOT FOR CONSTRUCTION
Job no. 2012.40
3A-3.0

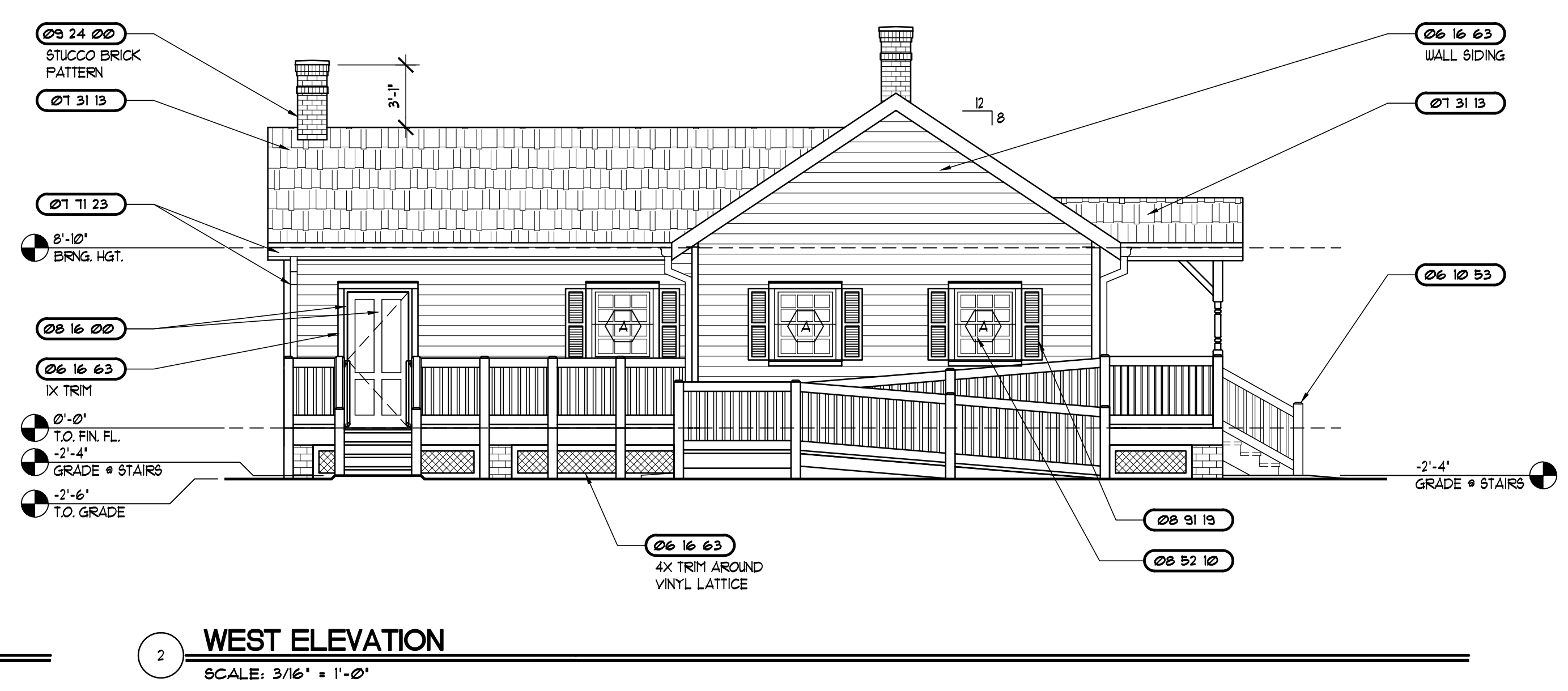


MATERIALS LIST

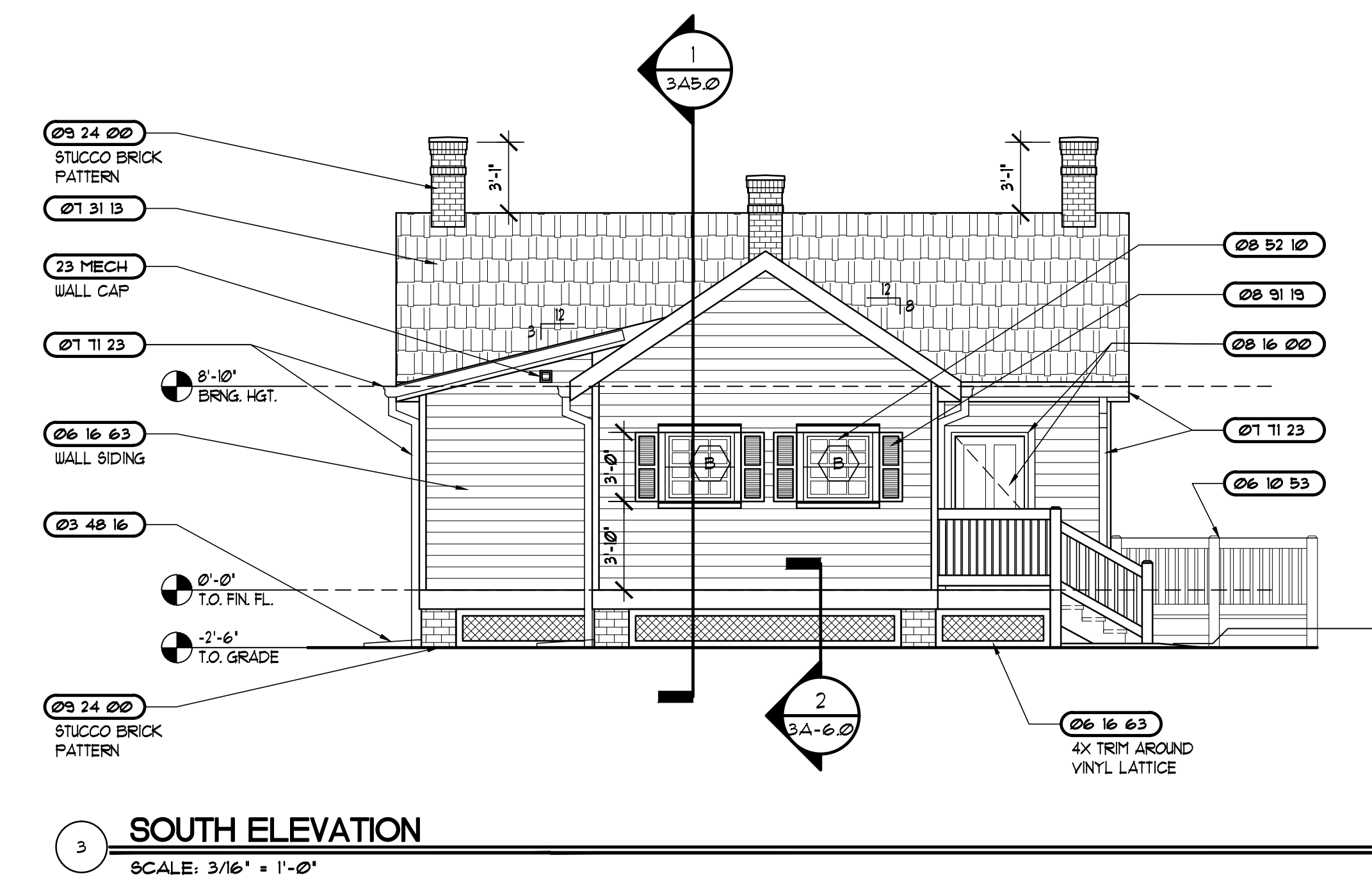
- 03 5TR SEE STRUCTURAL SPECIFICATIONS
- 03 48 16 PRE-CAST CONCRETE SPLASH BLOCKS
- 04 5TR SEE STRUCTURAL SPECIFICATIONS
- 04 02 23 MASONRY ACCESSORIES
- 04 19 00 MASONRY SEALANT
- 05 5TR SEE STRUCTURAL SPECIFICATIONS
- 05 50 00 METAL FABRICATIONS
- 05 52 00 GUARDRAILS AND HANDRAILS
- 06 5TR SEE STRUCTURAL SPECIFICATIONS
- 06 10 13 BLOCKING, STUDS, FURRING, ETC.
- 06 10 53 ROUGH CARPENTRY
- 06 11 00 ROUGH HARDWARE
- 06 16 43 GYPSUM SHEATHING
- 06 16 63 CEMENTITIOUS SIDING
- 06 20 00 FINISH CARPENTRY
- 06 40 23 ARCHITECTURAL LAMINATE CASEWORK
- 06 65 00 RECYCLED PLASTIC LUMBER
- 07 12 00 WATERSHIELD UNDERLAYMENT (PEEL-N-STICK)
- 07 21 19 FOAM-IN-PLACE INSULATION
- 07 25 00 AIR / LEATHER BARRIER
- 07 27 00 FIRE STOPPING
- 07 31 13 ROOF SHINGLES
- 07 60 00 METAL FLASHING AND TRIM
- 07 11 23 MANUFACTURED GUTTERS & DOWNSPOUTS
- 07 84 00 SPRAY-ON FIREPROOFING
- 07 90 00 JOINT SEALERS
- 08 20 00 WOOD DOORS/FRAMES
- 08 16 00 FIBERGLASS DOORS/FRAMES
- 08 31 00 ACCESS DOORS
- 08 40 30 ALUM. ENT. AND STOREFRONT SYSTEM FOR COASTAL COUNTIES
- 08 52 10 ALUMINUM WINDOWS WITH TINTED GLASS
- 08 71 00 FINISH HARDWARE
- 08 91 19 FIXED DECORATIVE ALUMINUM LOUVERS
- 09 24 00 STUCCO ON LATH
- 09 29 00 GYPSUM DRYWALL
- 09 29 10 INTERIOR TILE BACKERBOARD
- 09 30 00 CERAMIC TILE
- 09 31 00 CULTURED MARBLE
- 09 54 10 ACOUSTICAL INSULATION
- 09 65 00 RESILIENT FLOORING
- 09 68 20 CARPETING
- 09 91 00 PAINTING
- 10 11 00 CHALKBOARDS, TACKBOARDS AND MARKERBOARDS
- 10 11 13 TACKABLE WALL PANELS
- 10 14 00 IDENTIFYING DEVICES
- 10 21 13 SOLID PLASTIC COMPARTMENTS/PARTITIONS
- 10 24 10 PATIO SCREEN
- 10 28 00 TOILET AND BATH ACCESSORIES
- 10 44 00 FIRE EXTINGUISHERS AND CABINETS
- 10 67 00 SHELVING
- 10 75 00 FLAGPOLES
- 11 45 70 TELEVISION SUPPORT BRACKETS
- 12 48 00 RUGS AND MATS
- 22 PLUMB SEE PLUMBING SPECIFICATIONS
- 23 MECH SEE MECHANICAL SPECIFICATIONS
- 26 ELECT SEE ELECTRICAL SPECIFICATIONS
- 31 31 16 TERMITE CONTROL
- 32 14 00 BRICK PAVERS
- 32 31 19 DECORATIVE FENCING SYSTEM AND GATES



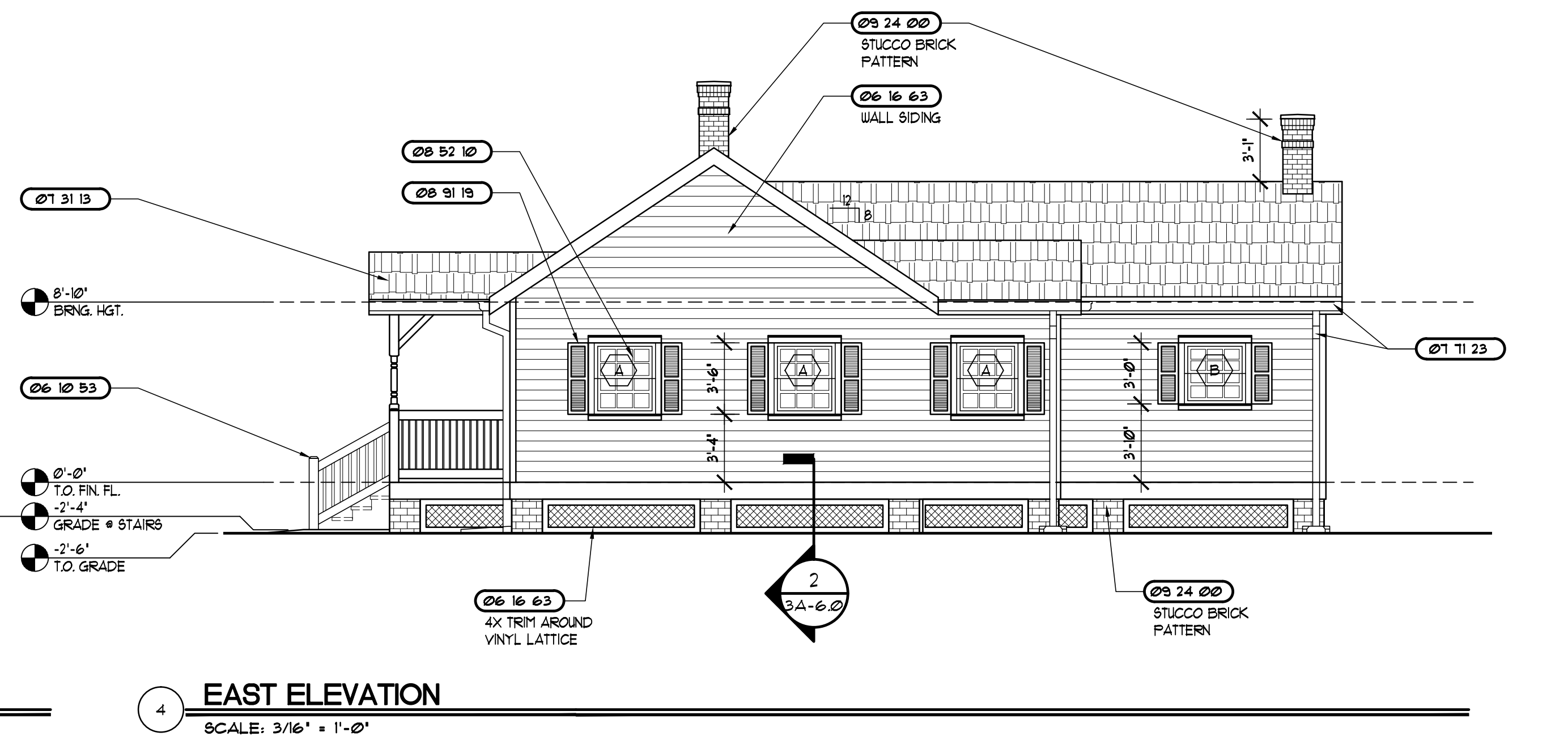
1 NORTH ELEVATION
SCALE: 3/16" = 1'-0"



2 WEST ELEVATION
SCALE: 3/16" = 1'-0"




3 SOUTH ELEVATION
SCALE: 3/16" = 1'-0"



4 EAST ELEVATION
SCALE: 3/16" = 1'-0"

NOTE:
GROUND ELEVATION FOR ALL EXT. STAIRS IS TO BE -2'-4".

NOTE:
SEE SHEET COV-2 FOR PAINT COLOR LEGEND AND DESIGNATIONS.



REVISIONS AND UPDATES

10/01/14		90% CONSTRUCTION DOCUMENTS
06/18/14		PROGRESS SET
03/21/14		DESIGN DEVELOPMENT SET
09/20/12		SCHEMATIC PLANS

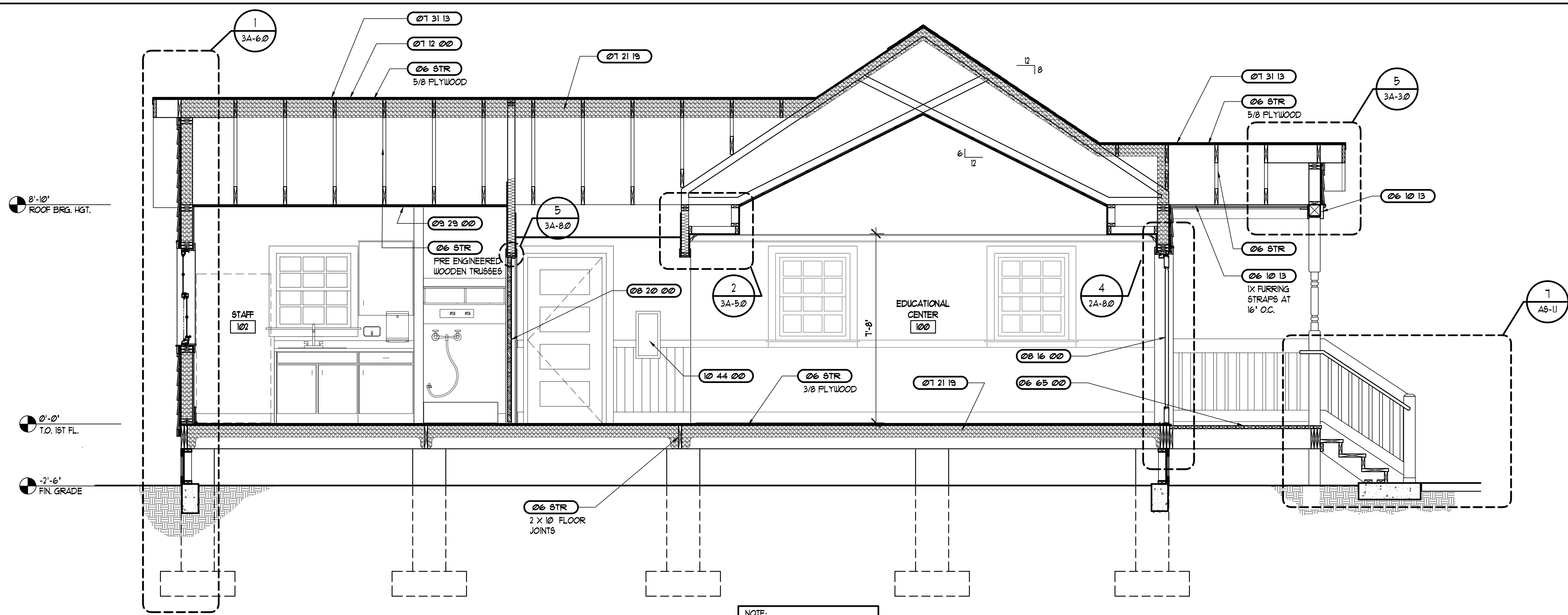
**CAPE CANAVERAL LIGHTHOUSE FOUNDATION
LIGHTHOUSE KEEPER'S COTTAGES**
LIGHTHOUSE RD CAPE CANAVERAL AFS, FL
EDUCATION CENTER EXTERIOR ELEVATIONS

drawn 09/30/14 CNK checked 07/03/14 JJR approved JJR

RZK FOR REVIEW NOT FOR CONSTRUCTION
AA-C001568

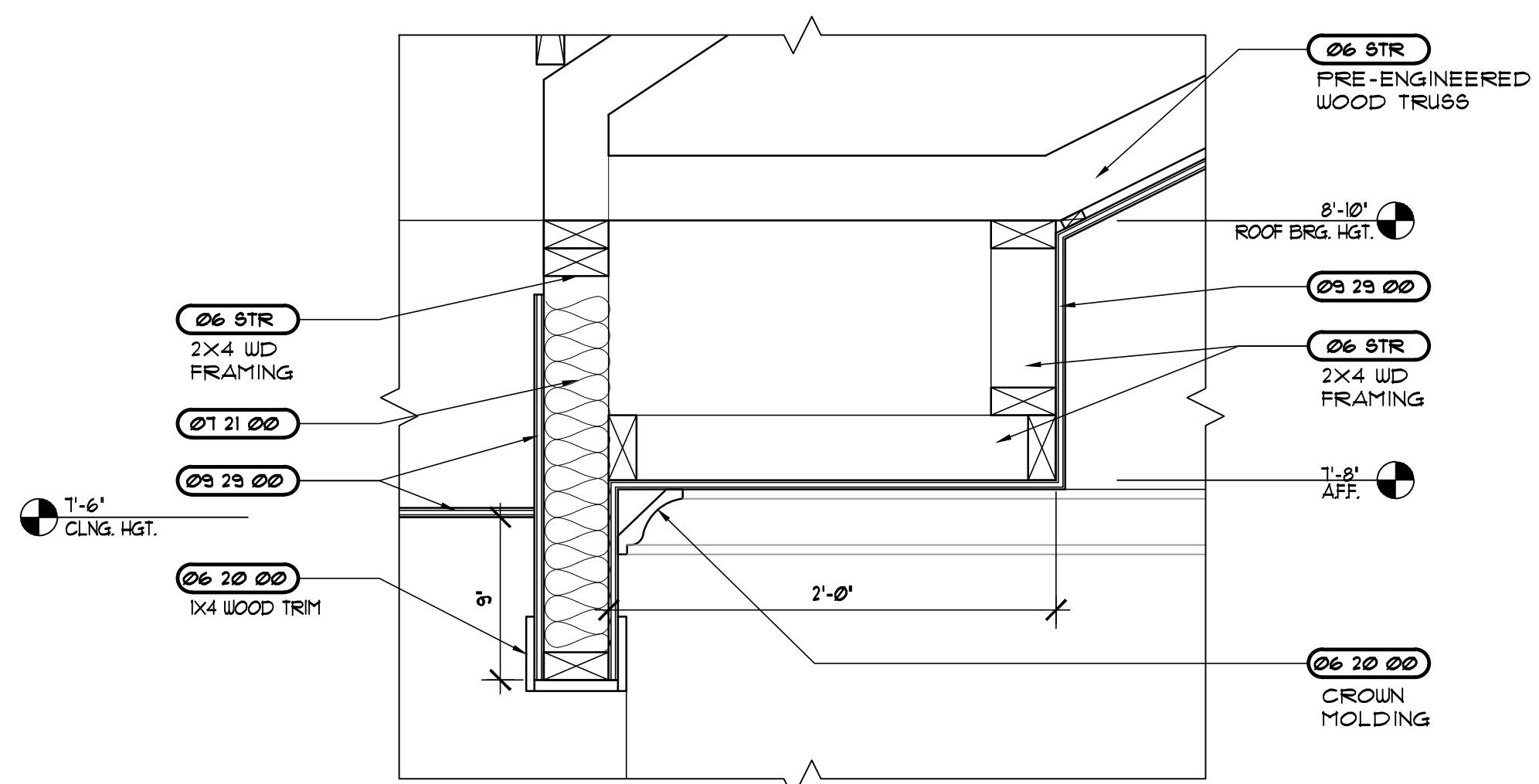
Job no. 200.40
3A-4.0

ARCHITECTS RZK, INC.
800 FLORIDA AVENUE SUITE 202 COCOA, FLORIDA 32922 TELEPHONE (321) 631-8039



NOTE:
SEE INTERIOR ELEVATIONS FOR
INTERIOR FINISH INFORMATION.

1 BUILDING SECTION
SCALE: 3/8"=1'-0"



2 SOFFIT DETAIL
SCALE: 1-1/2"=1'-0"

MATERIALS LIST

- 03 51R SEE STRUCTURAL SPECIFICATIONS
- 03 48 16 PRE-CAST CONCRETE SPLASH BLOCKS
- 04 51R SEE STRUCTURAL SPECIFICATIONS
- 04 02 23 MASONRY ACCESSORIES
- 04 19 00 MASONRY SEALANT
- 05 51R SEE STRUCTURAL SPECIFICATIONS
- 05 50 00 METAL FABRICATIONS
- 05 52 00 GUARDRAILS AND HANDRAILS
- 06 51R SEE STRUCTURAL
- 06 10 13 BLOCKING, STUDS, FURRING, ETC.
- 06 10 53 ROUGH CARPENTRY
- 06 11 00 ROUGH HARDWARE
- 06 16 43 GYPSUM SHEATHING
- 06 16 63 CEMENTITIOUS SIDING
- 06 20 00 FINISH CARPENTRY
- 06 40 23 ARCHITECTURAL LAMINATE CASEWORK
- 06 65 00 RECYCLED PLASTIC LUMBER
- 07 12 00 WATERSHIELD UNDERLAYMENT (PEEL-N-STICK)
- 07 21 19 FOAM-IN-PLACE INSULATION
- 07 25 00 AIR / LEATHER BARRIER
- 07 27 00 FIRE STOPPING
- 07 31 13 ROOF SHINGLES
- 07 60 00 METAL FLASHING AND TRIM
- 07 11 23 MANUFACTURED GUTTERS & DOWNSPOUTS
- 07 84 00 SPRAY-ON FIREPROOFING
- 07 90 00 JOINT SEALERS
- 08 20 00 WOOD DOORS/FRAMES
- 08 16 00 FIBERGLASS DOORS/FRAMES
- 08 31 00 ACCESS DOORS
- 08 40 30 ALUM. ENT. AND STOREFRONT SYSTEM FOR COASTAL COUNTIES
- 08 52 10 ALUMINUM WINDOWS WITH TINTED GLASS
- 08 71 00 FINISH HARDWARE
- 08 91 19 FIXED DECORATIVE ALUMINUM LOUVERS
- 09 24 00 STUCCO ON LATH
- 09 29 00 GYPSUM DRYWALL
- 09 29 10 INTERIOR TILE BACKERBOARD
- 09 30 00 CERAMIC TILE
- 09 31 00 CULTURED MARBLE
- 09 54 10 ACOUSTICAL INSULATION
- 09 65 00 RESILIENT FLOORING
- 09 68 20 CARPETING
- 09 91 00 PAINTING
- 10 11 00 CHALKBOARDS, TACKBOARDS AND MARKERBOARDS
- 10 11 13 TACKABLE WALL PANELS
- 10 14 00 IDENTIFYING DEVICES
- 10 21 15 SOLID PLASTIC COMPARTMENTS/PARTITIONS
- 10 24 10 PATIO SCREEN
- 10 28 00 TOILET AND BATH ACCESSORIES
- 10 44 00 FIRE EXTINGUISHERS AND CABINETS
- 10 67 00 SHELVING
- 10 75 00 FLAGPOLES
- 11 45 70 TELEVISION SUPPORT BRACKETS
- 12 48 00 RUGS AND MATS
- 22 PLUMB SEE PLUMBING SPECIFICATIONS
- 23 MECH SEE MECHANICAL SPECIFICATIONS
- 26 ELECT SEE ELECTRICAL SPECIFICATIONS
- 31 31 16 TERMITE CONTROL
- 32 14 00 BRICK PAVERS
- 32 31 19 DECORATIVE FENCING SYSTEM AND GATES

REVISIONS AND UPDATES

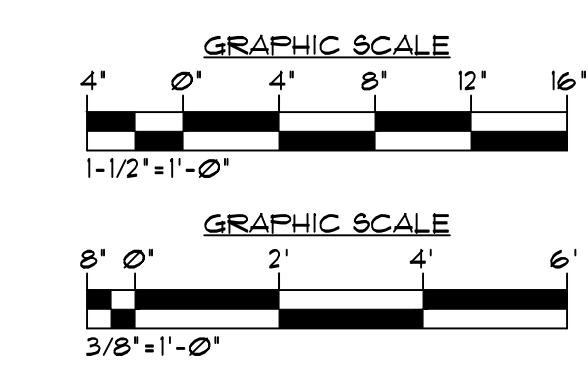
10/01/14		90% CONSTRUCTION DOCUMENTS
06/18/14		PROGRESS SET
03/21/14		DESIGN DEVELOPMENT SET
09/20/12		SCHEMATIC PLANS

**CAPE CANAVERAL LIGHTHOUSE FOUNDATION
LIGHTHOUSE KEEPER'S COTTAGES**
LIGHTHOUSE RD CAPE CANAVERAL AFS, FL
EDUCATION CENTER BUILDING SECTIONS

drawn 09/30/14 CNK checked 07/03/14 JJR approved JJR

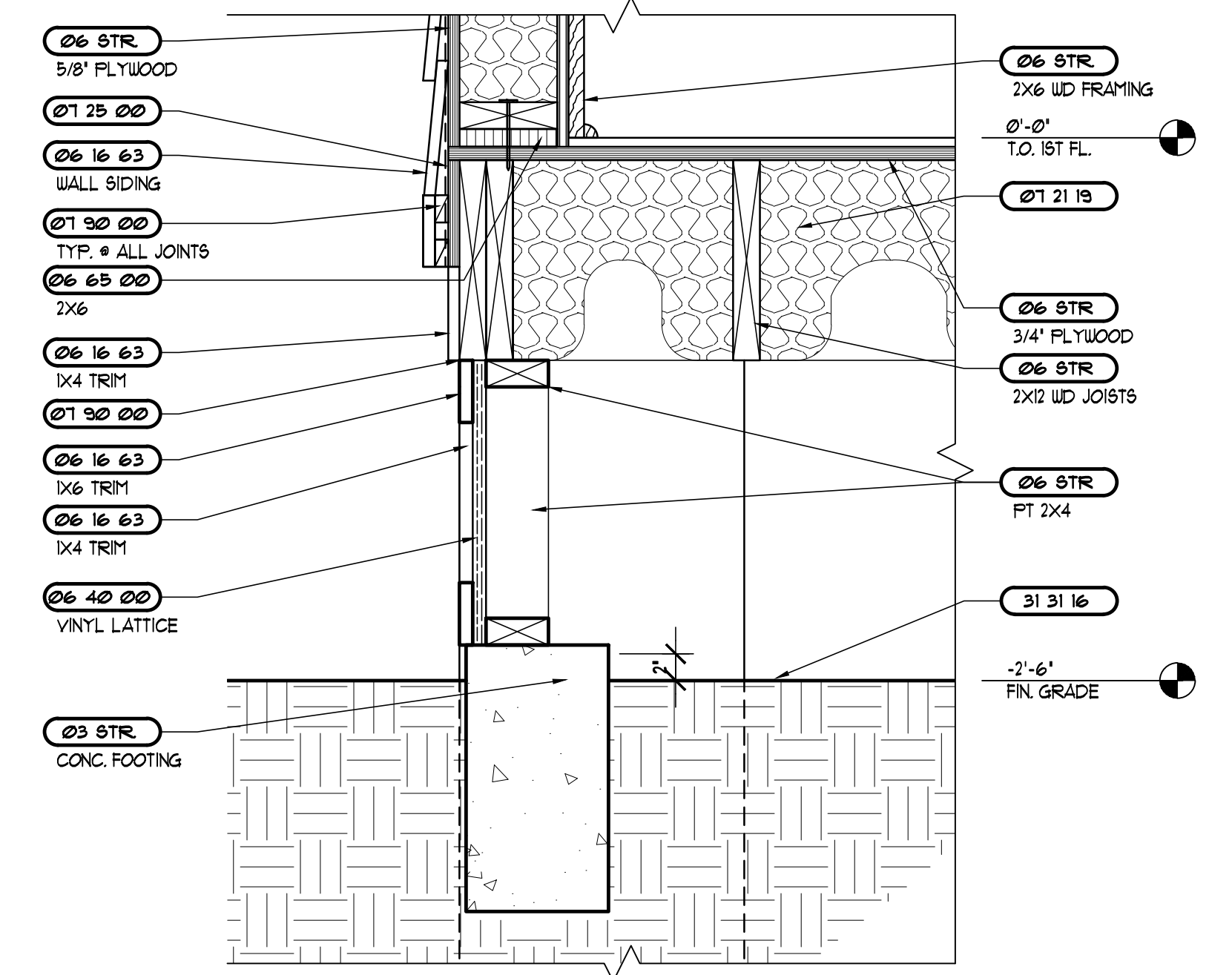
RZK FOR REVIEW NOT FOR CONSTRUCTION
AA-C001568

Job no. 200.40
3A-5.0

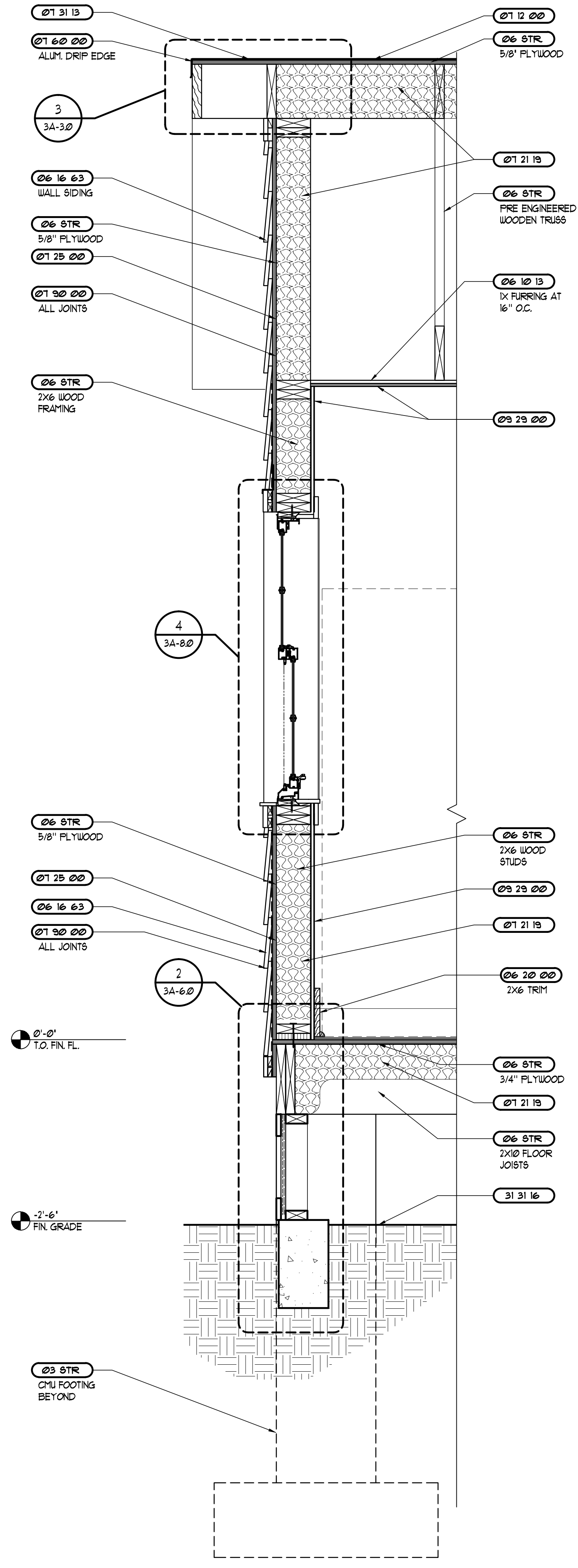


MATERIALS LIST

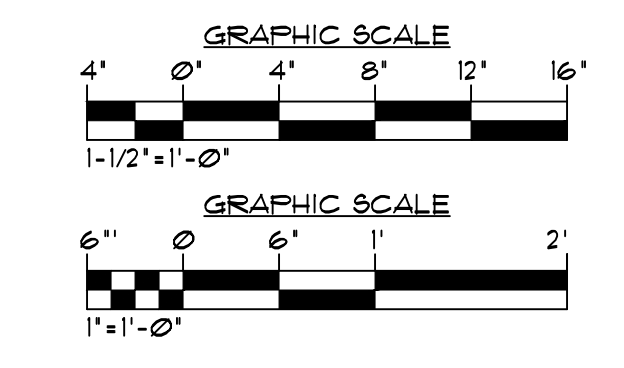
03 STR	SEE STRUCTURAL SPECIFICATIONS
03 48 16	PRE-CAST CONCRETE SPLASH BLOCKS
04 STR	SEE STRUCTURAL SPECIFICATIONS
04 02 23	MASONRY ACCESSORIES
04 19 00	MASONRY SEALANT
05 STR	SEE STRUCTURAL SPECIFICATIONS
05 50 00	METAL FABRICATIONS
05 52 00	GUARDRAILS AND HANDRAILS
06 STR	SEE STRUCTURAL SPECIFICATIONS
06 10 13	BLOCKING, STUDS, FURRING, ETC.
06 10 53	ROUGH CARPENTRY
06 11 00	ROUGH HARDWARE
06 16 43	GYPSUM SHEATHING
06 16 63	CEMENTITIOUS SIDING
06 20 00	FINISH CARPENTRY
06 40 23	ARCHITECTURAL LAMINATE CASEWORK
06 65 00	RECYCLED PLASTIC LUMBER
07 12 00	WATERSHIELD UNDERLAYMENT (PEEL-N-STICK)
07 21 19	FOAM-IN-PLACE INSULATION
07 25 00	AIR / LEATHER BARRIER
07 27 00	FIRE STOPPING
07 31 13	ROOF SHINGLES
07 60 00	METAL FLASHING AND TRIM
07 71 23	MANUFACTURED GUTTERS & DOWNSPOUTS
07 84 00	SPRAY-ON FIREPROOFING
07 90 00	JOINT SEALERS
08 20 00	WOOD DOORS/FRAMES
08 16 00	FIBERGLASS DOORS/FRAMES
08 31 00	ACCESS DOORS
08 40 30	ALUM. ENT. AND STOREFRONT SYSTEM FOR COASTAL COUNTIES
08 52 10	ALUMINUM WINDOWS WITH TINTED GLASS
08 71 00	FIXED HARDWARE
08 91 19	FIXED DECORATIVE ALUMINUM LOUVERS
09 24 00	STUCCO ON LATH
09 29 00	GYPSUM DRYWALL
09 29 10	INTERIOR TILE BACKERBOARD
09 30 00	CERAMIC TILE
09 31 00	CULTURED MARBLE
09 54 10	ACOUSTICAL INSULATION
09 65 00	RESILIENT FLOORING
09 68 20	CARPETING
09 91 00	PAINTING
10 11 00	CHALKBOARDS, TACKBOARDS AND MARKERBOARDS
10 11 13	TACKABLE WALL PANELS
10 14 00	IDENTIFYING DEVICES
10 21 13	SOLID PLASTIC COMPARTMENTS/PARTITIONS
10 24 10	PATIO SCREEN
10 28 00	TOILET AND BATH ACCESSORIES
10 44 00	FIRE EXTINGUISHERS AND CABINETS
10 67 00	SHELVING
10 75 00	FLAGPOLES
11 45 70	TELEVISION SUPPORT BRACKETS
12 48 00	RUGS AND MATS
22 PLUMB	SEE PLUMBING SPECIFICATIONS
23 MECH	SEE MECHANICAL SPECIFICATIONS
26 ELECT	SEE ELECTRICAL SPECIFICATIONS
31 31 16	TERMITE CONTROL
32 14 00	BRICK PAVERS
32 31 19	DECORATIVE FENCING SYSTEM AND GATES



2 LATTICE DETAIL
SCALE: 1-1/2"=1'-0"



1 WALL SECTION
SCALE: 1"=1'-0"



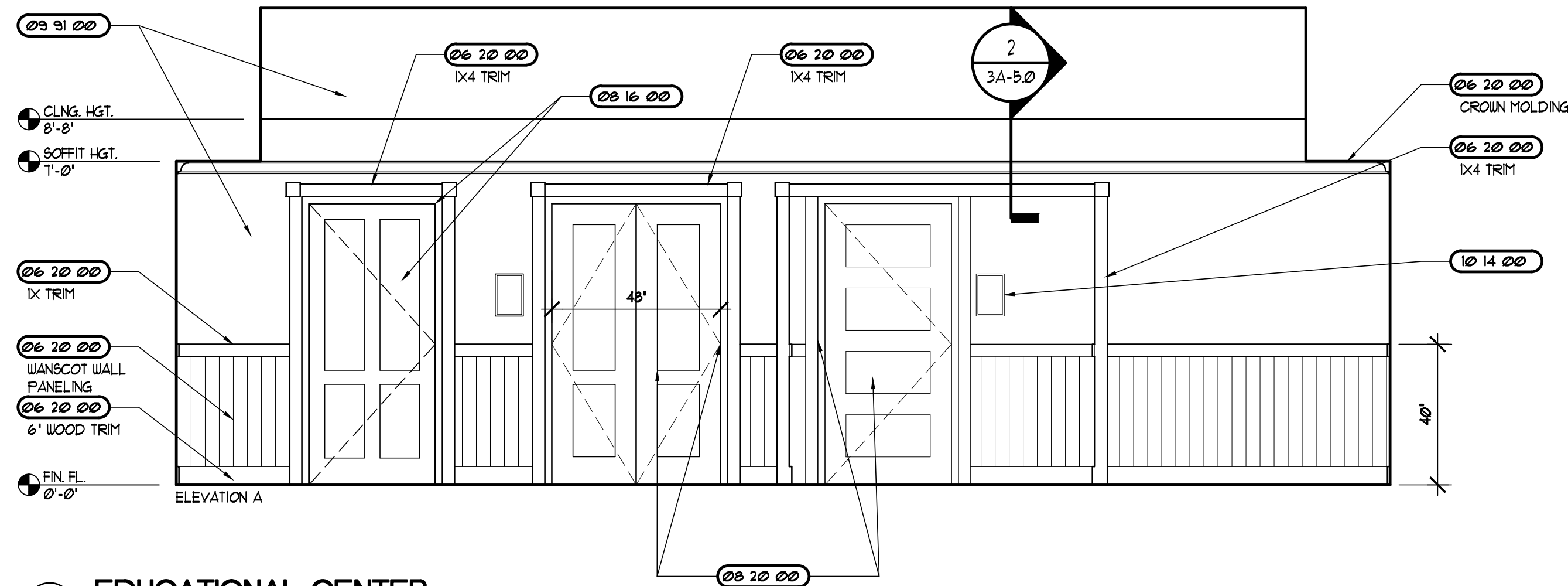
REVISIONS AND UPDATES

10/01/14		90% CONSTRUCTION DOCUMENTS
06/18/14		PROGRESS SET
03/21/14		DESIGN DEVELOPMENT SET
09/20/12		SCHEMATIC PLANS

**CAPE CANAVERAL LIGHTHOUSE FOUNDATION
LIGHTHOUSE KEEPER'S COTTAGES**
LIGHTHOUSE RD CAPE CANAVERAL AFS, FL
EDUCATION CENTER WALL SECTIONS + DTLs

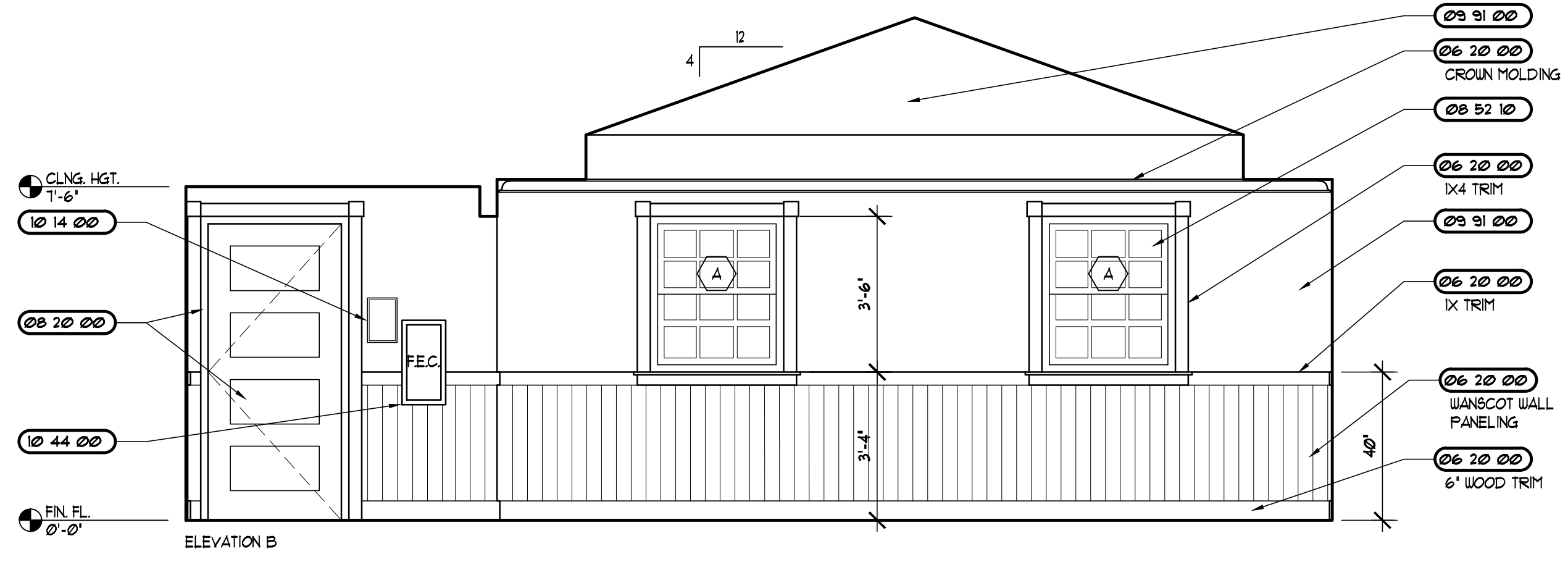
drawn 09/30/14 CNK checked 07/03/14 JJR approved JJR

RZK FOR REVIEW NOT FOR CONSTRUCTION
Job no. 200.40
3A-6.0




EDUCATIONAL CENTER

SCALE: 3/8"=1'-0"



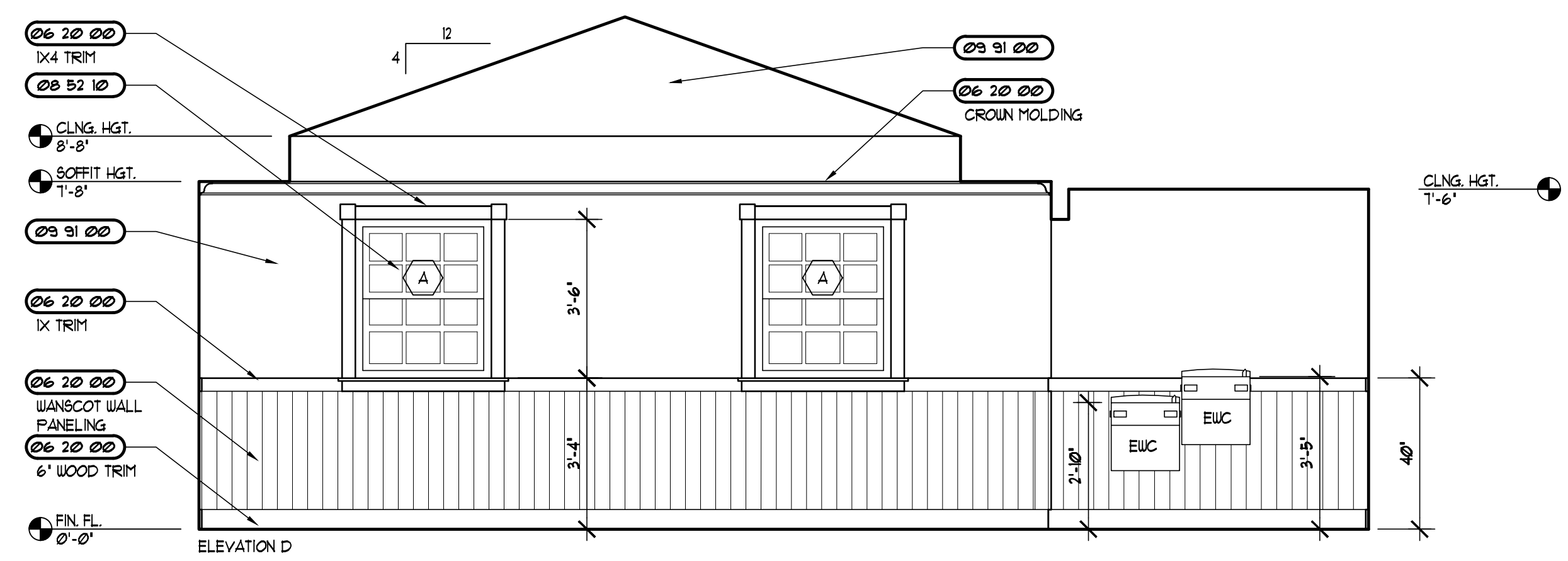
EDUCATIONAL CENTER

SCALE: 3/8"=1'-0"



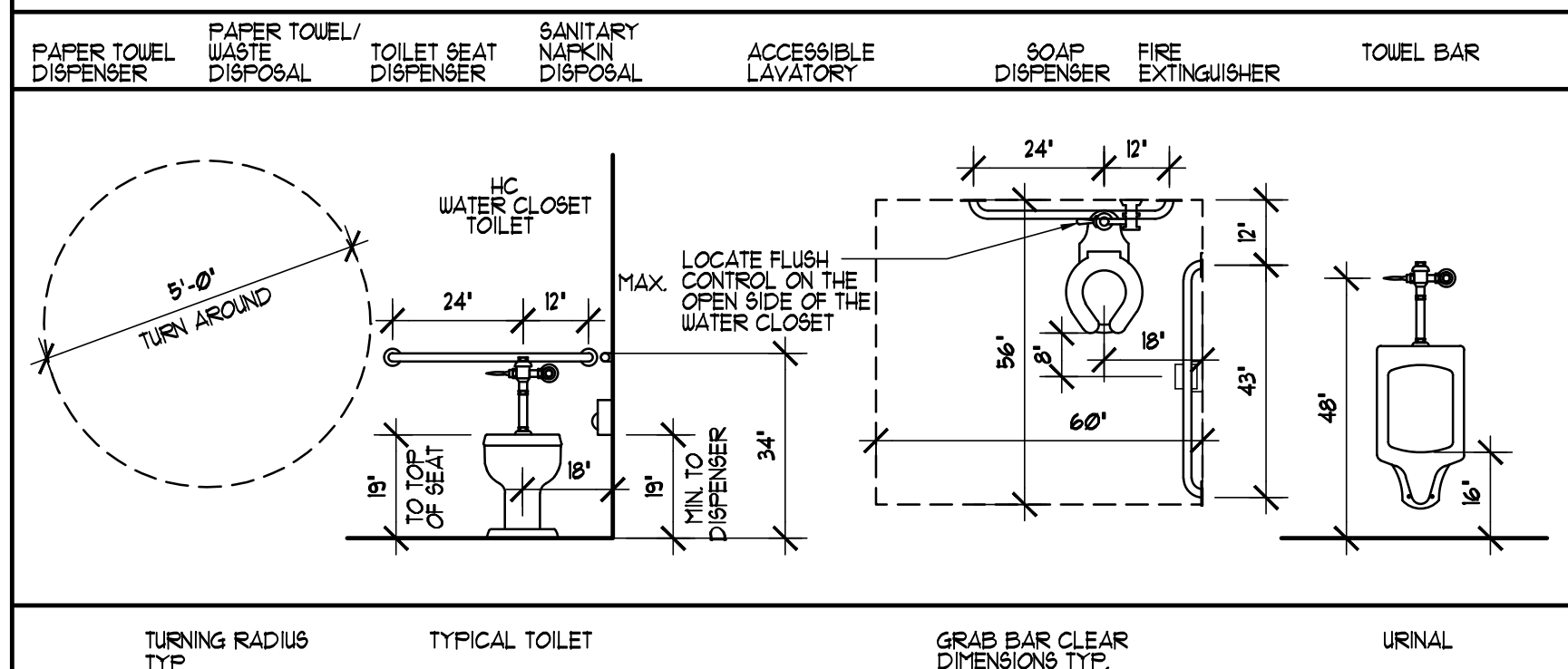
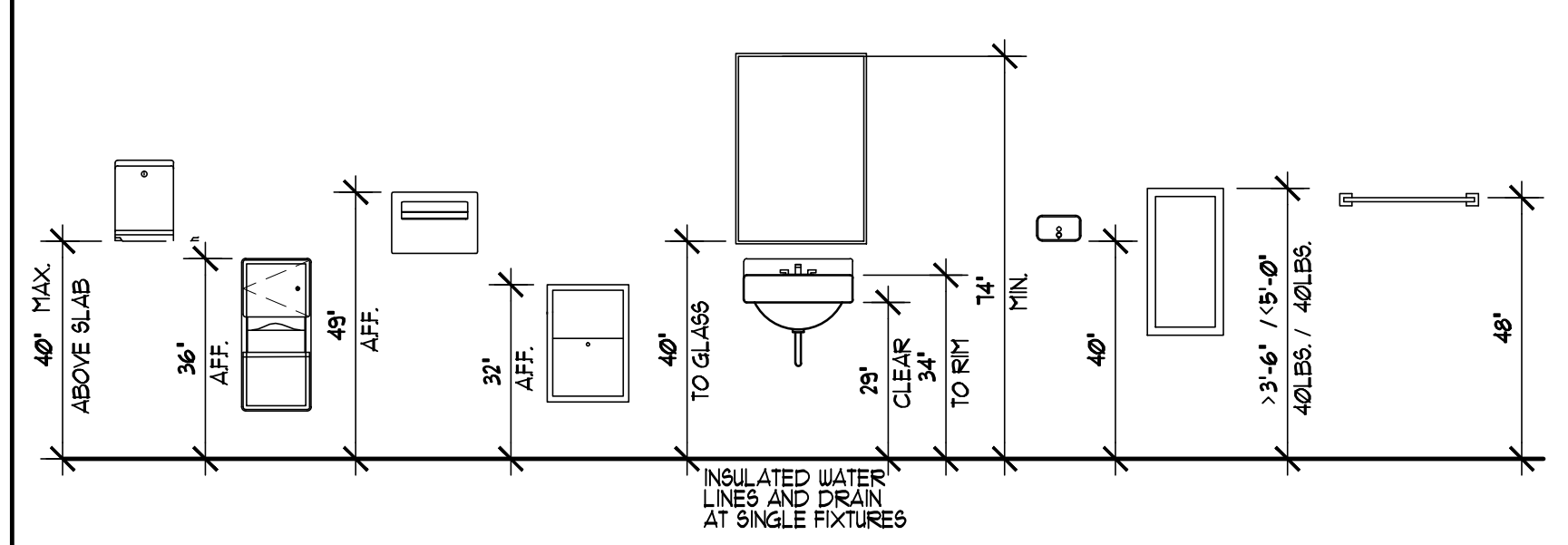
EDUCATIONAL CENTER

SCALE: 3/8"=1'-0"



FIXTURE HEIGHTS AND CLEARANCES

ALL FIXTURES WILL COMPLY WITH THIS CHART, ADA STANDARDS FOR ACCESSIBLE DESIGN, AND FCC REGULATIONS



- NOTES:**
- TOILET TISSUE DISPENSER SHALL BE MOUNTED WITHIN 12" OF THE FRONT EDGE OF THE WATER CLOSET. BOTTOM OF DISPENSER TO BE MOUNTED AT 18" AFF.
 - FLUSH CONTROL SHALL BE ORIENTED TO WIDE SIDE OF STALL.
 - GRAB BARS SHALL BE STAINLESS STEEL WITH CONCEALED FLANGE, HAVE A 1-1/4" - 1-1/2" OD AND MAINTAIN A 1-1/2" CLEAR DISTANCE FROM WALL OR PARTITION.
 - MOUNT ALL DISPENSERS SUCH THAT ALL OPERATING MECHANISMS ARE NO HIGHER THEN 48" AFF. MAX.
 - INSTALL 24" X 36" TEMPERED GLASS 95 CHANNEL FRAMED MIRROR.
 - SEE INTERIOR ELEVATIONS FOR ACCESSORY LEGEND.

MATERIALS LIST

03 5TR	SEE STRUCTURAL SPECIFICATIONS
03 48 16	FRE-CAST CONCRETE SPLASH BLOCKS
04 5TR	SEE STRUCTURAL SPECIFICATIONS
04 02 23	MASONRY ACCESSORIES
04 19 00	MASONRY SEALANT
05 5TR	SEE STRUCTURAL SPECIFICATIONS
05 50 00	METAL FABRICATIONS
05 52 00	GUARDRAILS AND HANDRAILS
06 5TR	SEE STRUCTURAL SPECIFICATIONS
06 10 13	BLOCKING, STUDS, FURRING, ETC.
06 10 53	ROUGH CARPENTRY
06 11 00	ROUGH HARDWARE
06 16 43	GYPSON SHEATHING
06 16 63	CEMENTITIOUS SIDING
06 20 00	FINISH CARPENTRY
06 40 23	ARCHITECTURAL LAMINATE CASEWORK
06 65 00	RECYCLED PLASTIC LUMBER
07 12 00	WATERSHIELD UNDERLAYMENT (PEEL-N-STICK)
07 21 19	FOAM-IN-PLACE INSULATION
07 25 00	AIR / LEATHER BARRIER
07 27 00	FIRE STOPPING
07 31 13	ROOF SHINGLES
07 60 00	METAL FLASHING AND TRIM
07 71 23	MANUFACTURED GUTTERS & DOWNSPOUTS
07 84 00	SPRAY-ON FIREPROOFING
07 90 00	JOINT SEALERS
08 20 00	WOOD DOORS/FRAMES
08 16 00	FIBERGLASS DOORS/FRAMES
08 31 00	ACCESS DOORS
08 40 30	ALUM. ENT. AND STOREFRONT SYSTEM FOR COASTAL COUNTIES
08 52 10	ALUMINUM WINDOW WITH TINTED GLASS
08 71 00	FINISH HARDWARE
08 91 19	FIXED DECORATIVE ALUMINUM LOUVERS
09 24 00	STUCCO ON LATH
09 29 00	GYPSON DRYWALL
09 29 10	INTERIOR TILE BACKERBOARD
09 30 00	CERAMIC TILE
09 31 00	CULTURED MARBLE
09 54 10	ACOUSTICAL INSULATION
09 65 00	RESILIENT FLOORING
09 68 20	CARPENTRY
09 91 00	PAINTING
10 11 00	CHALKBOARDS, TACKBOARDS AND MARKERBOARDS
10 11 13	TACKABLE WALL PANELS
10 14 00	IDENTIFYING DEVICES
10 21 13	SOLID PLASTIC COMPARTMENTS/PARTITIONS
10 24 10	PATIO SCREEN
10 28 00	TOILET AND BATH ACCESSORIES
10 44 00	FIRE EXTINGUISHERS AND CABINETS
10 67 00	SHELVING
10 75 00	FLAGPOLES
11 45 70	TELEVISION SUPPORT BRACKETS
12 48 00	RUGS AND MATS
22 PLUMB	SEE PLUMBING SPECIFICATIONS
23 MECH	SEE MECHANICAL SPECIFICATIONS
26 ELECT	SEE ELECTRICAL SPECIFICATIONS
31 31 16	TERMITE CONTROL
32 14 00	BRICK PAVERS
32 31 19	DECORATIVE FENCING SYSTEM AND GATES

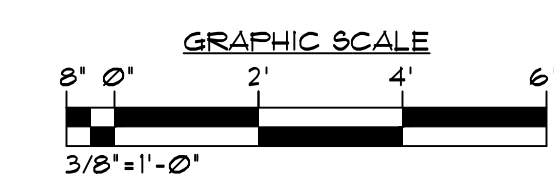
REVISIONS AND UPDATES

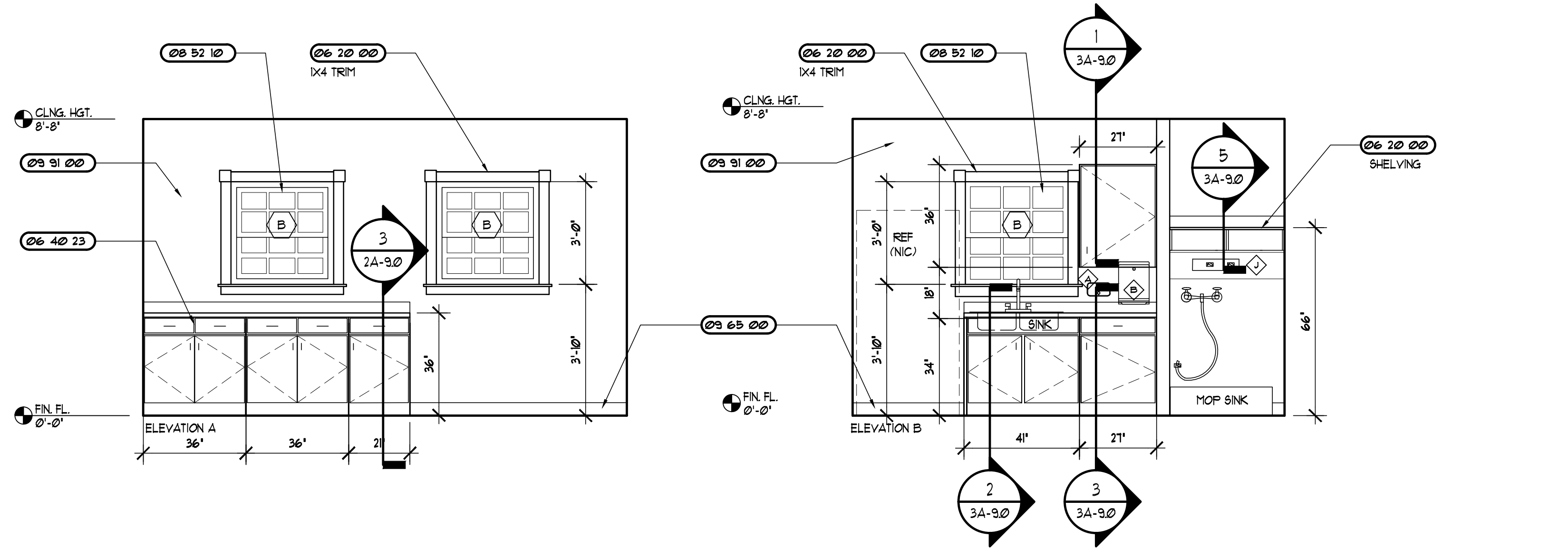
10/01/14		90% CONSTRUCTION DOCUMENTS
06/18/14		PROGRESS SET
03/21/14		DESIGN DEVELOPMENT SET
09/20/12		SCHEMATIC PLANS

**CAPE CANAVERAL LIGHTHOUSE FOUNDATION
LIGHTHOUSE KEEPER'S COTTAGES**
LIGHTHOUSE RD CAPE CANAVERAL AFS, FL
EDUCATION CENTER INTERIOR ELEVATIONS

drawn 09/30/14 CNK checked 07/03/14 JJR approved JJR

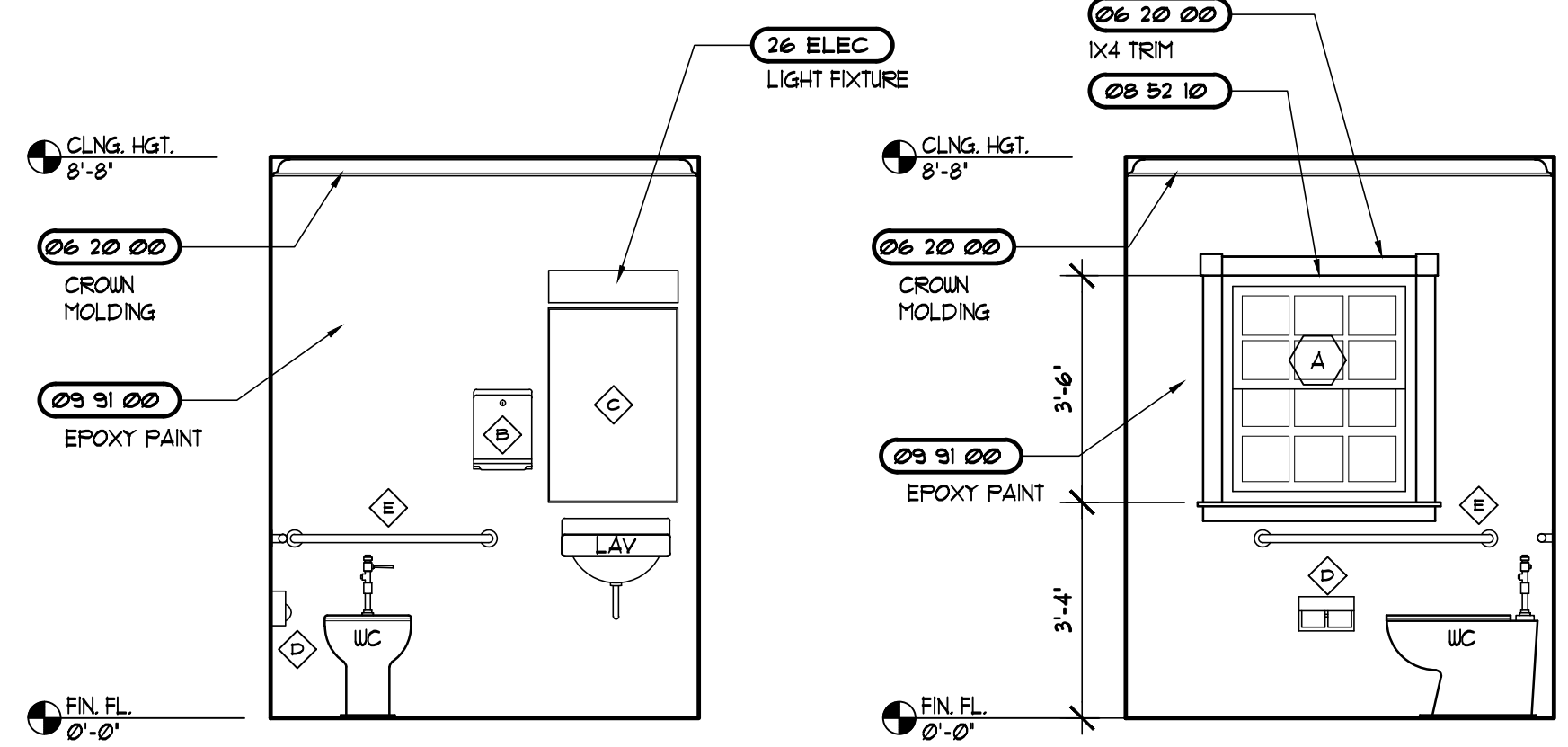
RZK FOR REVIEW NOT FOR CONSTRUCTION
Job no. 200.40
3A-7.0





STAFF

SCALE: 3/8"=1'-0"

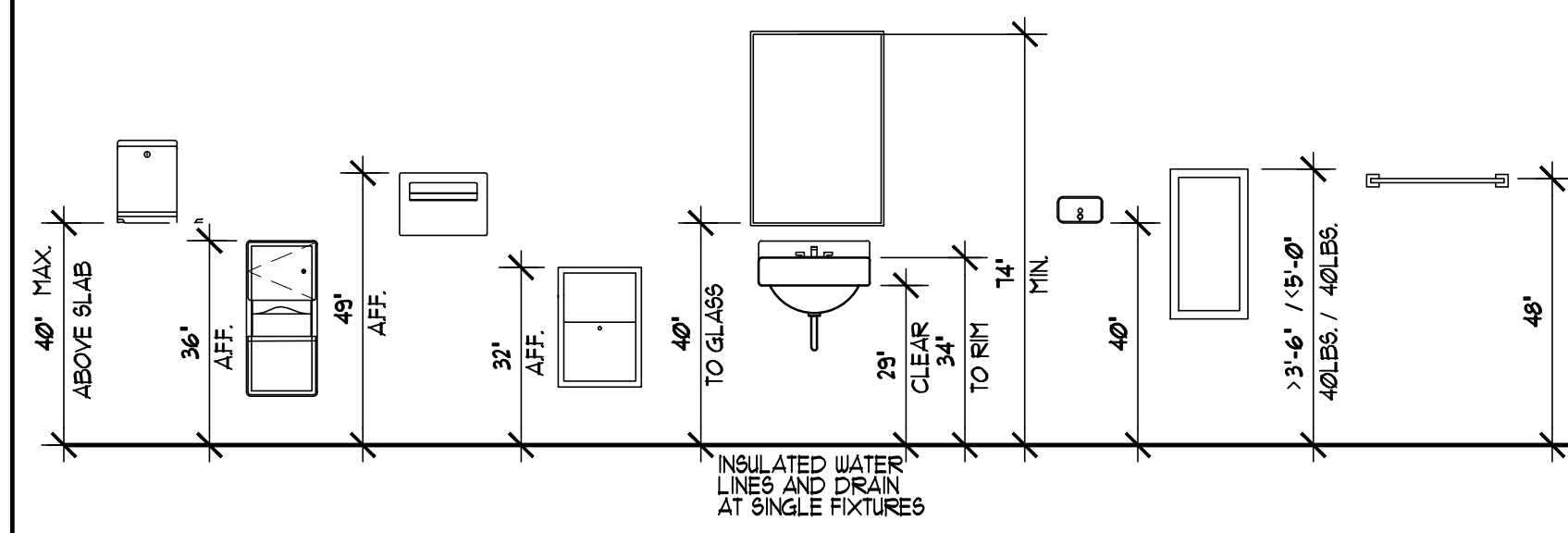


BATH

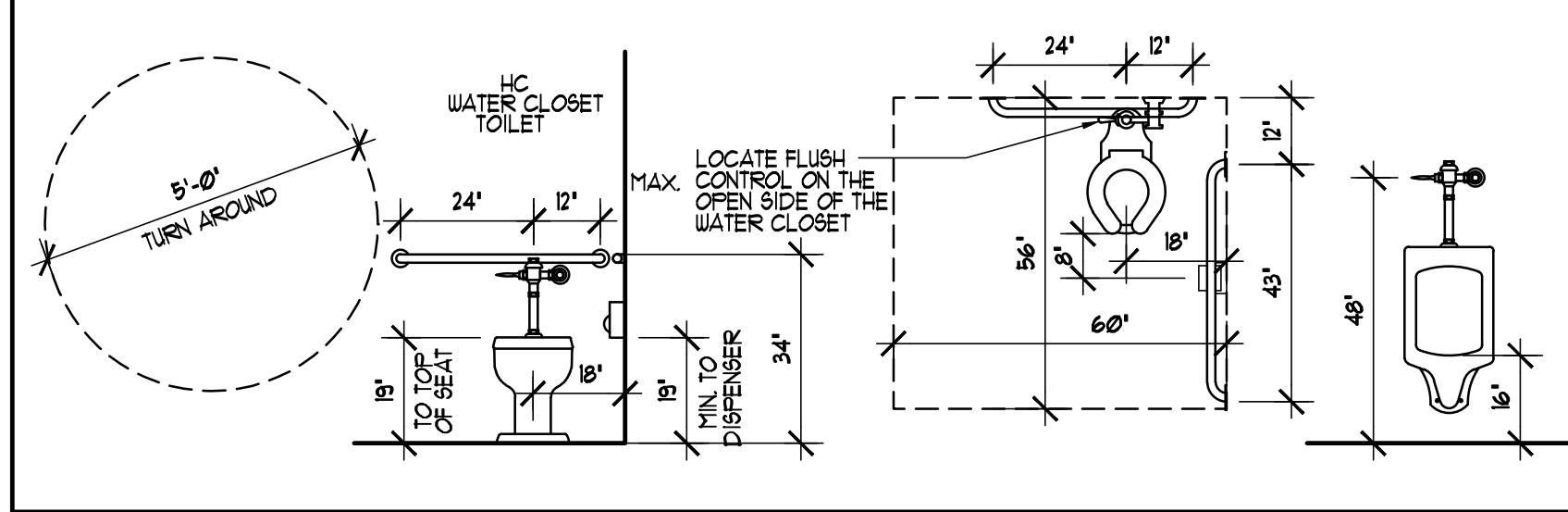
SCALE: 3/8"=1'-0"

FIXTURE HEIGHTS AND CLEARANCES

ALL FIXTURES WILL COMPLY WITH THIS CHART, ADA STANDARDS FOR ACCESSIBLE DESIGN, AND FCC REGULATIONS



PAPER TOWEL DISPENSER	PAPER TOWEL/WASTE DISPOSAL	TOILET SEAT DISPENSER	SANITARY NAPKIN DISPOSAL	ACCESSIBLE LAVATORY	SOAP DISPENSER	FIRE EXTINGUISHER	TOILET BAR
-----------------------	----------------------------	-----------------------	--------------------------	---------------------	----------------	-------------------	------------



TURNING RADIUS TYP.	TYPICAL TOILET	GRAB BAR CLEAR DIMENSIONS TYP.	URINAL
---------------------	----------------	--------------------------------	--------

- NOTES:**
- TOILET TISSUE DISPENSER SHALL BE MOUNTED WITHIN 12" OF THE FRONT EDGE OF THE WATER CLOSET. BOTTOM OF DISPENSER TO BE MOUNTED AT 18" AFF.
 - FLUSH CONTROL SHALL BE ORIENTED TO WIDE SIDE OF STALL.
 - GRAB BARS SHALL BE STAINLESS STEEL WITH CONCEALED FLANGE, HAVE A 1-1/4" - 1-1/2" OD AND MAINTAIN A 1-1/2" CLEAR DISTANCE FROM WALL OR PARTITION.
 - MOUNT ALL DISPENSERS SUCH THAT ALL OPERATING MECHANISMS ARE NO HIGHER THEN 48" AFF. MAX.
 - INSTALL 24" X 36" TEMPERED GLASS 95 CHANNEL FRAMED MIRROR.
 - SEE INTERIOR ELEVATIONS FOR ACCESSORY LEGEND.

ACCESSORY LEGEND

SYMBOL	ACCESSORY DESCRIPTION	NOTES
◇	SOAP DISPENSER	BY CONTRACTOR
◇	PAPER TOWEL DISPENSER	BY CONTRACTOR
◇	24" X 36" ADA MIRROR	BY CONTRACTOR
◇	TOILET PAPER DISPENSER	BY CONTRACTOR
◇	ADA GRAB BAR	BY CONTRACTOR
◇	SANITARY NAPKIN DISPOSAL	BY CONTRACTOR
◇	TOILET SEAT COVER DISPENSER	BY CONTRACTOR
◇	ELECTRIC WATER COOLER	BY CONTRACTOR
◇	MOP HOLDER	BY CONTRACTOR

- NOTE:**
- OWNER PROVIDED ITEMS TO BE INSTALLED BY CONTRACTOR.
 - ALL SINKS NOT IN TOILET ROOMS TO HAVE SOAP AND PAPER TOWEL DISPENSER PROVIDED BY OWNER, CONTRACTOR INSTALLED.
 - P.T. PLYWOOD BEHIND ALL WALL MOUNTED FIXTURES, PARTITIONS, ETC. FOR SUPPORT.
 - LOCATIONS OF TOILET ACCESSORIES ARE DIAGRAM'ATIC. VERIFY FINAL PLACEMENT IN FIELD WITH OWNER, OWNER'S REP. AND/OR ARCHITECT.

MATERIALS LIST

- 03 5TR SEE STRUCTURAL SPECIFICATIONS
- 03 48 16 PRE-CAST CONCRETE SPLASH BLOCKS
- 04 5TR SEE STRUCTURAL SPECIFICATIONS
- 04 09 23 MASONRY ACCESSORIES
- 04 19 00 MASONRY SEALANT
- 05 5TR SEE STRUCTURAL SPECIFICATIONS
- 05 50 00 METAL FABRICATIONS
- 05 52 00 GUARDRAILS AND HANDRAILS
- 06 5TR SEE STRUCTURAL SPECIFICATIONS
- 06 10 13 BLOCKING, STUDS, FURRING, ETC.
- 06 10 53 ROUGH CARPENTRY
- 06 11 00 ROUGH HARDWARE
- 06 16 43 GYPSUM SHEATHING
- 06 16 63 CEMENTITIOUS SIDING
- 06 20 00 FINISH CARPENTRY
- 06 40 23 ARCHITECTURAL LAMINATE CASEWORK
- 06 65 00 RECYCLED PLASTIC LUMBER
- 07 12 00 WATERSHIELD UNDERLAYMENT (PEEL-N-STICK)
- 07 21 19 FOAM-IN-PLACE INSULATION
- 07 25 00 AIR / LEATHER BARRIER
- 07 27 00 FIRE STOPPING
- 07 31 13 ROOF SHINGLES
- 07 60 00 METAL FLASHING AND TRIM
- 07 11 23 MANUFACTURED GUTTERS & DOWNSPOUTS
- 07 84 00 SPRAY-ON FIREPROOFING
- 07 90 00 JOINT SEALERS
- 08 20 00 WOOD DOORS/FRAMES
- 08 16 00 FIBERGLASS DOORS/FRAMES
- 08 31 00 ACCESS DOORS
- 08 40 30 ALUM. ENT. AND STOREFRONT SYSTEM FOR COASTAL COUNTIES
- 08 52 10 ALUMINUM WINDOW WITH TINTED GLASS
- 08 71 00 FINISH HARDWARE
- 08 91 19 FIXED DECORATIVE ALUMINUM LOUVERS
- 09 24 00 STUCCO ON LATH
- 09 29 00 GYPSUM DRYWALL
- 09 29 10 INTERIOR TILE BACKERBOARD
- 09 30 00 CERAMIC TILE
- 09 31 00 CULTURED MARBLE
- 09 54 10 ACOUSTICAL INSULATION
- 09 65 00 RESILIENT FLOORING
- 09 68 20 CARPETING
- 09 91 00 PAINTING
- 10 11 00 CHALKBOARDS, TACKBOARDS AND MARKERBOARDS
- 10 11 13 TACKABLE WALL PANELS
- 10 14 00 IDENTIFYING DEVICES
- 10 21 13 SOLID PLASTIC COMPARTMENTS/PARTITIONS
- 10 24 30 PATIO SCREEN
- 10 28 00 TOILET AND BATH ACCESSORIES
- 10 44 00 FIRE EXTINGUISHERS AND CABINETS
- 10 61 00 SHELVING
- 10 75 00 FLAGPOLES
- 11 45 70 TELEVISION SUPPORT BRACKETS
- 12 48 00 RUGS AND MATS
- 22 PLUMB SEE PLUMBING SPECIFICATIONS
- 23 MECH SEE MECHANICAL SPECIFICATIONS
- 26 ELEC SEE ELECTRICAL SPECIFICATIONS
- 31 31 16 TERMITE CONTROL
- 32 14 00 BRICK PAVERS
- 32 31 19 DECORATIVE FENCING SYSTEM AND GATES

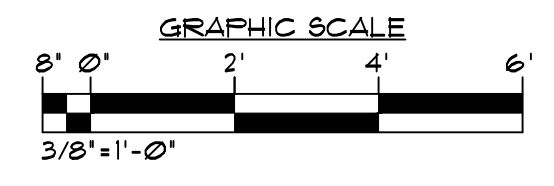
REVISIONS AND UPDATES

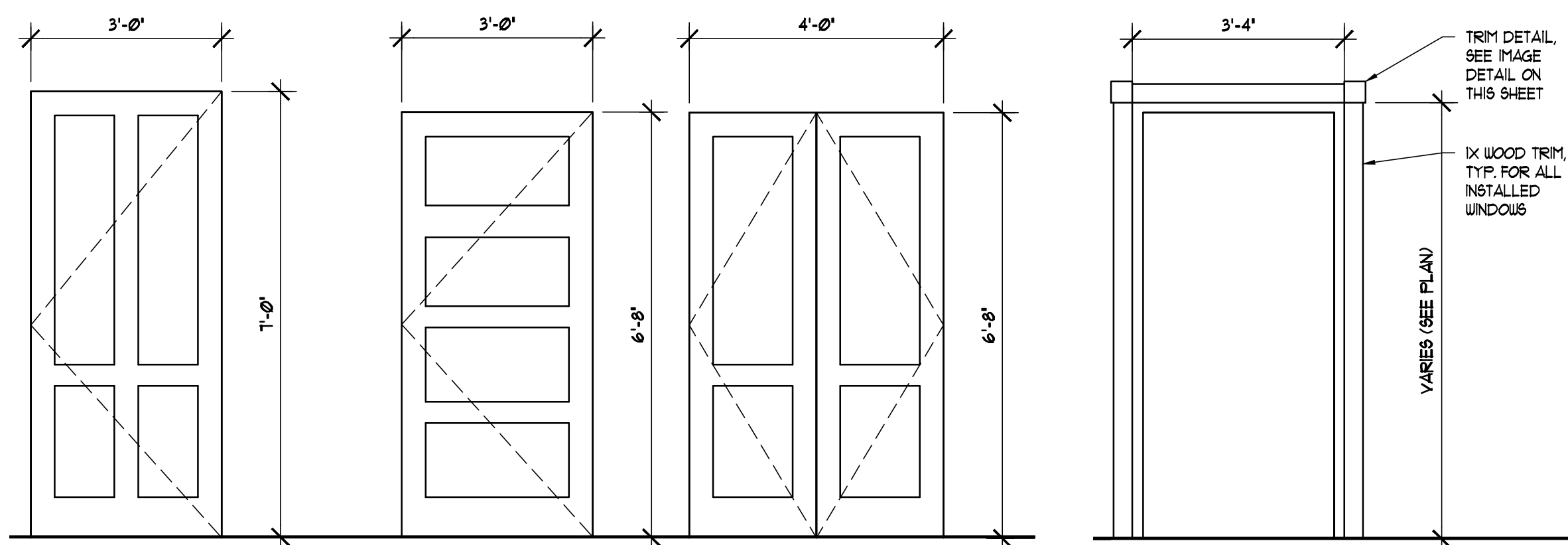
10/01/14		90% CONSTRUCTION DOCUMENTS
06/18/14		PROGRESS SET
03/21/14		DESIGN DEVELOPMENT SET
09/20/12		SCHEMATIC PLANS

CAPE CANAVERAL LIGHTHOUSE FOUNDATION
LIGHTHOUSE KEEPER'S COTTAGES
 LIGHTHOUSE RD CAPE CANAVERAL AFS, FL
 EDUCATION CENTER INTERIOR ELEVATIONS

drawn 09/30/14 CNK checked 07/03/14 JJR approved JJR

FOR REVIEW NOT FOR CONSTRUCTION
 Job no. 200.40
3A-7.1



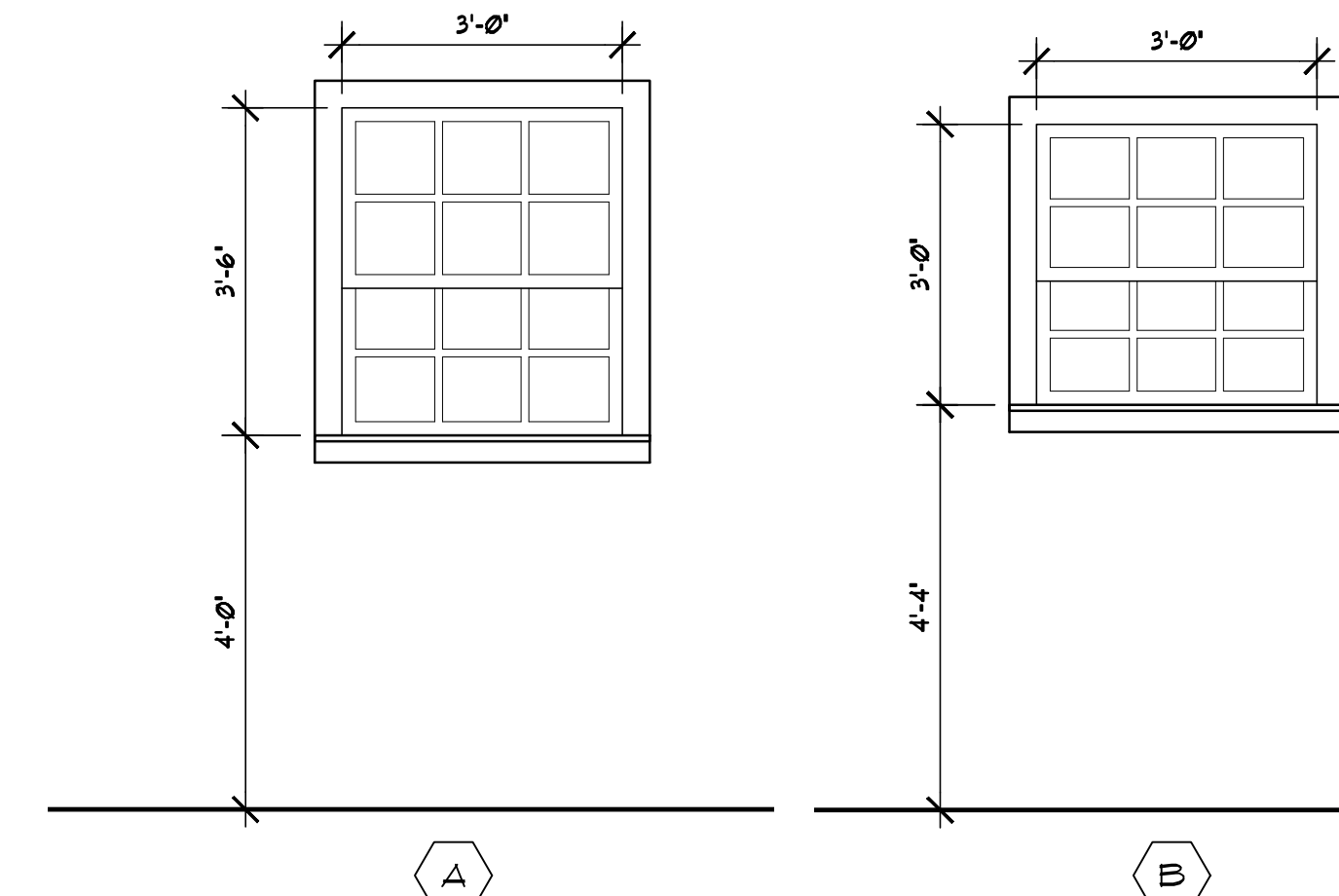


1 DOOR TYPES

SCALE: 1/2"=1'-0"

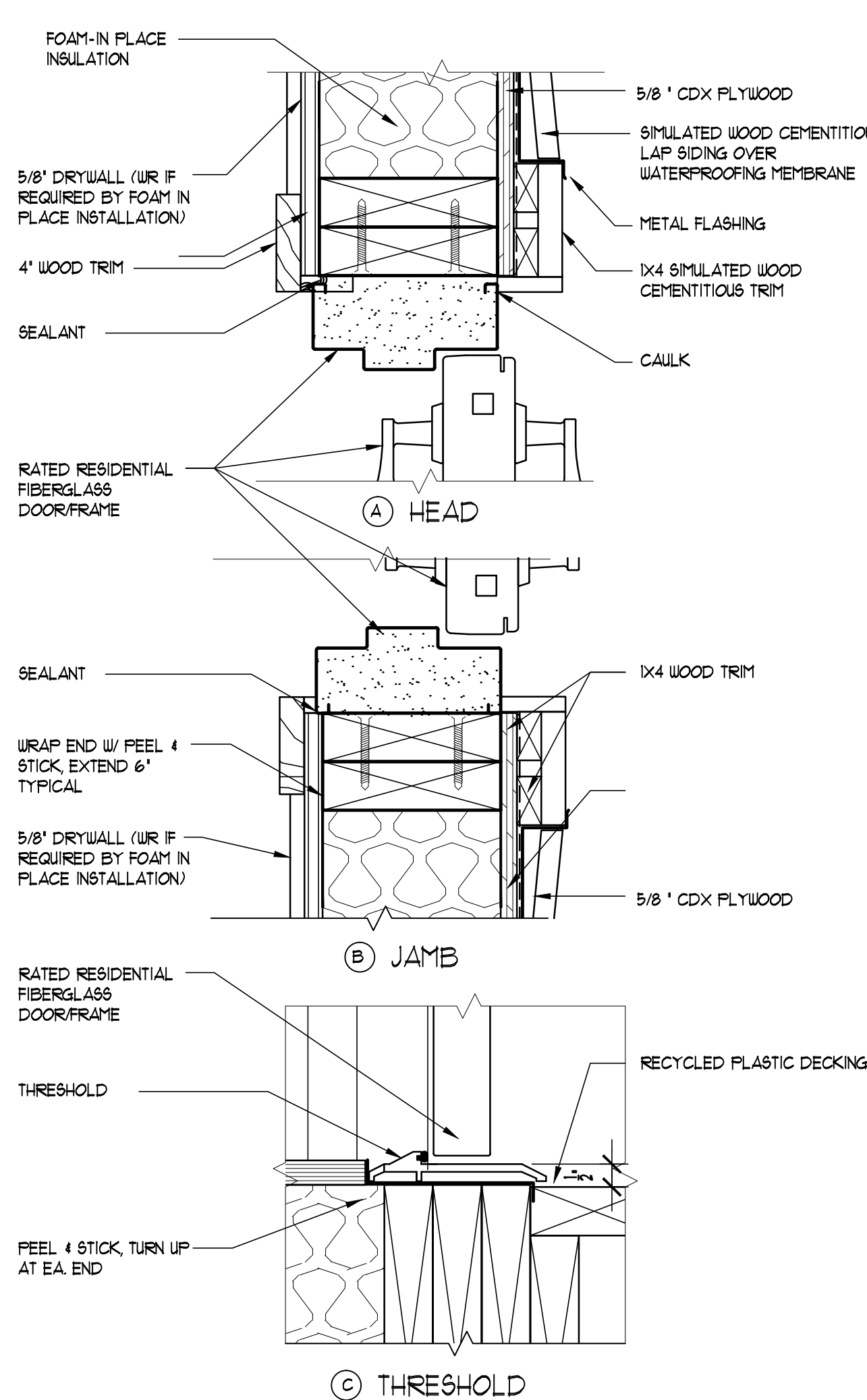
2 FRAME TYPES

SCALE: 1/2"=1'-0"



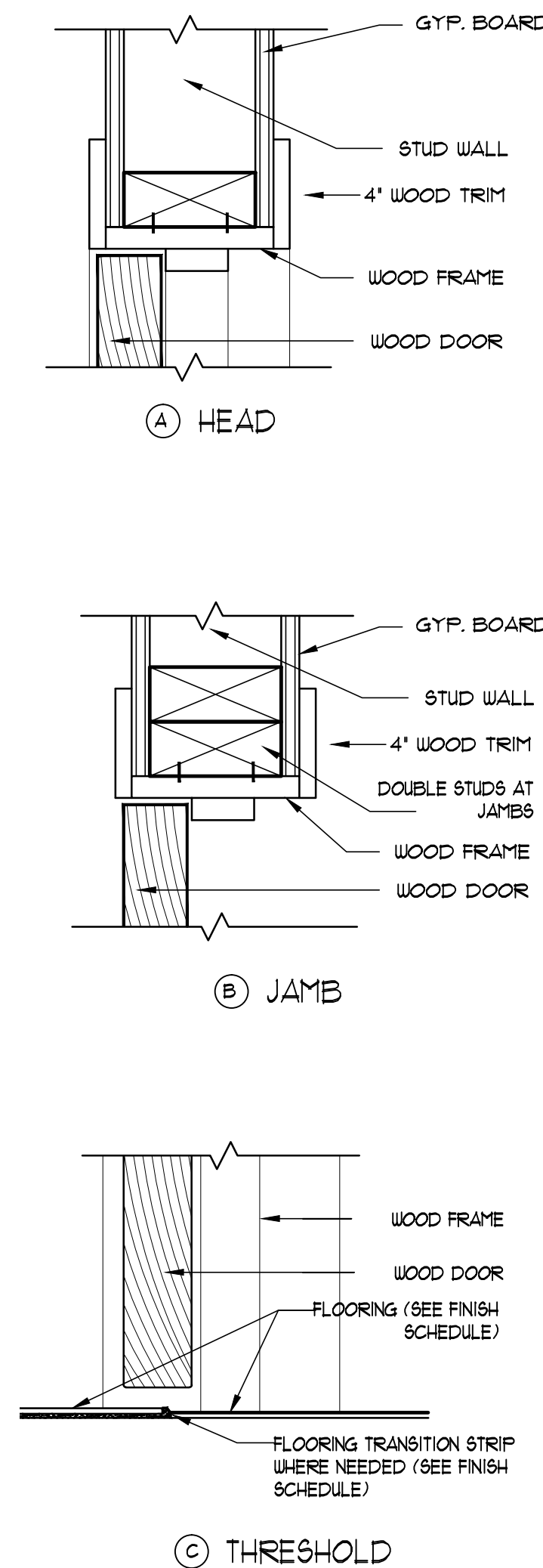
3 WINDOW TYPES

SCALE: 1/2"=1'-0"



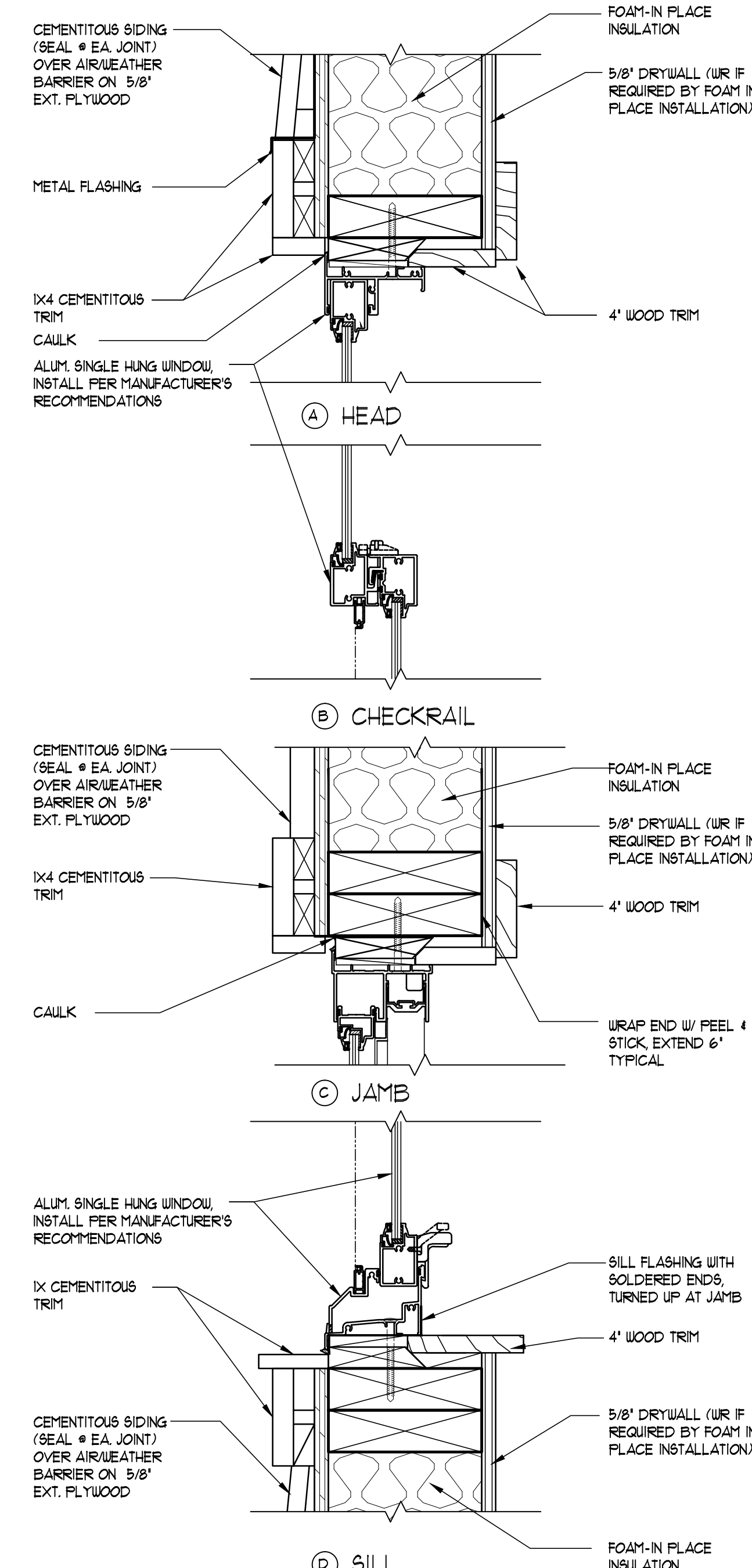
4 EXT. DOOR DETAILS

SCALE: 3/4"=1'-0"



5 INT. DOOR DETAILS

SCALE: 3/4"=1'-0"



6 WINDOW DETAILS

SCALE: 3/4"=1'-0"

DOOR HARDWARE SETS

SET	HARDWARE											REMARKS	
	HINGES	LOCKSET(S)	DEAD BOLT CLOSERS(S)	KICKPLATE(S)	THRESHOLD	WEATHER STRIP	FLUSH BOLT	DOOR STOP(S)	RAIN DRIP	PANIC	PUSH AND PULL		SILENCERS
01	A	A	-	A	A	A	-	-	-	-	-	-	TEST ASSEMBLY FOR EXT. USE
02	B	B	-	-	D	B	-	-	-	-	-	-	
03	B	C	-	-	C	-	-	-	-	-	-	-	
04	B	D	-	-	-	-	-	-	-	-	-	-	
05	B	E	-	-	-	B	#	-	-	-	-	-	# = ONE LEAF ONLY
06	B	C	-	-	C	B	-	-	-	-	-	-	
07	B	E	A	-	-	#	C	-	-	-	-	-	# = ONE LEAF ONLY
08	A	F	-	A	A	C	B	-	-	-	-	-	TEST ASSEMBLY FOR EXT. USE
09	A	G	-	A	B	B	-	-	-	-	-	-	TEST ASSEMBLY FOR EXT. USE

WINDOW SCHEDULE

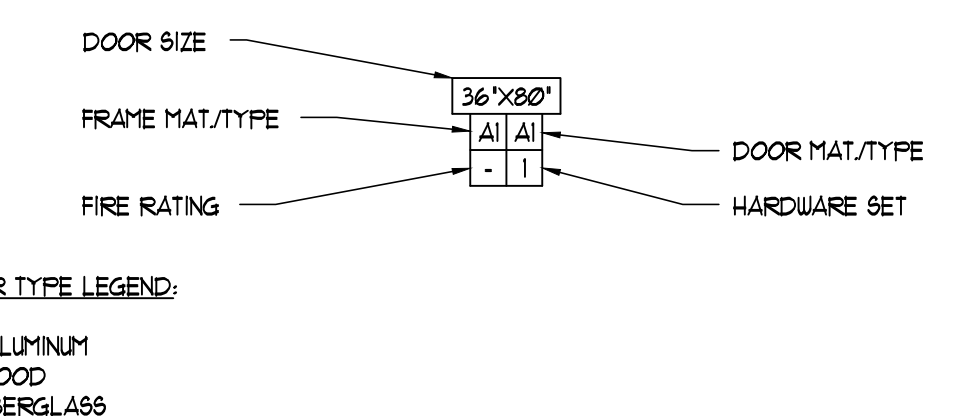
MARK	APPROXIMATE SIZE (W X H)	FR. TYPE	GLASS	DETAILS				LOCATION	REMARKS
				HEAD	JAMB	SILL	MULLION		
A	3'-0" X 3'-6"	ALUMINUM	MIN. 9/16" TINTED	6/3A-80	6/3A-80	6/3A-80	-	VARIES (SEE PLAN)	
B	3'-0" X 3'-6"	ALUMINUM	MIN. 9/16" TINTED	6/3A-80	6/3A-80	6/3A-80	-	STAFF ROOM	

NOTE:
1. ALL EXTERIOR GLASS TO BE TINTED.
2. PROVIDE CLEAR TEMPERED GLASS AT NON-RATED AND CLEAR FIRE RATED GLASS AT RATED DOORS.

DOOR HARDWARE SCHEDULE

HINGES	A = BB ANTIQUE BRASS (609) B = ANTIQUE BRASS (609)
LOCKSETS	A = ENTRANCE FUNCTION (SCHLAGE RHODES 'L' - SERIES) MORTISE, ANTIQUE BRASS (609) B = OFFICE FUNCTION (SCHLAGE RHODES 'RD' - SERIES), ANTIQUE BRASS (609) C = PRIVACY FUNCTION (SCHLAGE RHODES 'RD' - SERIES), ANTIQUE BRASS (609) D = PASSAGE FUNCTION (SCHLAGE RHODES 'RD' - SERIES), ANTIQUE BRASS (609) E = DUMMY FUNCTION (SCHLAGE RHODES 'RD' - SERIES), ANTIQUE BRASS (609) F = CLASSROOM FUNCTION (SCHLAGE RHODES 'RD' - SERIES), ANTIQUE BRASS (609) G = STOREROOM FUNCTION (SCHLAGE RHODES 'L' - SERIES), ANTIQUE BRASS (609)
DEAD BOLTS	A = CLASSROOM FUNCTION BB63 ANTIQUE BRASS (609)
CLOSERS	A = LCN 4010/4111 SERIES (PARALLEL ARM, ADA) STOP ARM, ANTIQUE BRASS (609)
KICKPLATE	A = IVES 8400 SERIES, ANTIQUE BRASS (609)
DOOR STOPS	A = IVES W6 SERIES (W/ ADEQUATE BACK BLOCKING), ANTIQUE BRASS (609) B = GLYNN JOHNSON (450 SERIES) OVERHEAD TYPE, ANTIQUE BRASS (609) C = BUMPER W/ HOLDER
THRESHOLD	A = PEMKO 2805 DV. 36 B = PEMKO 68RF C = MARBLE (SEE CERAMIC TILE SPEC SECTION 09 30 00) D = VINYL CARPET EDGE (SEE RESILIENT SPEC 09 65 00)
WEATHERSTRIP	A = PEMKO AV B = PEMKO 588
PUSH AND PULL	A = IVES 8200 AND 8307, STAIN CROME (626)
SILENCER	A = 3 RUBBER UNITS PER SINGLE DOOR FRAME, 2 RUBBER UNITS PER DOUBLE DOOR FRAME

DOOR TYPE LEGEND



1 DOOR TRIM DETAIL

SCALE:

REVISIONS AND UPDATES

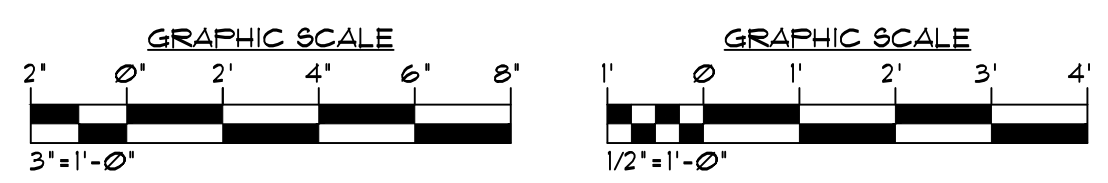
DATE	DESCRIPTION
10/10/14	90% CONSTRUCTION DOCUMENTS
06/18/14	PROGRESS SET
03/21/14	DESIGN DEVELOPMENT SET
09/20/12	SCHEMATIC PLANS

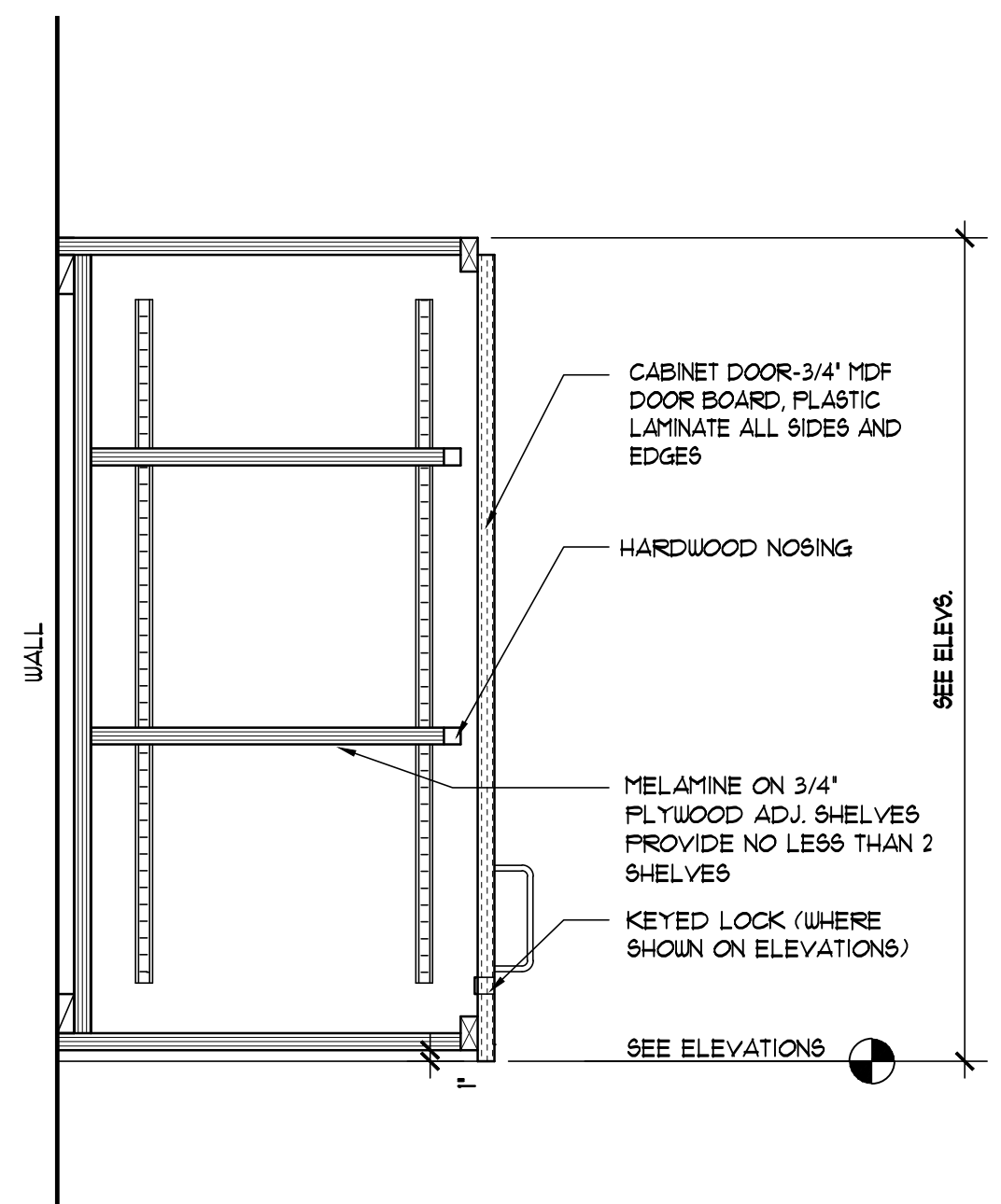
**CAPE CANAVERAL LIGHTHOUSE FOUNDATION
LIGHTHOUSE KEEPER'S COTTAGES**
LIGHTHOUSE RD CAPE CANAVERAL AFS, FL
EDUCATION CENTER DOOR/WINDOW TYPES

drawn 09/30/14 CNK checked 07/03/14 JUR approved JUR

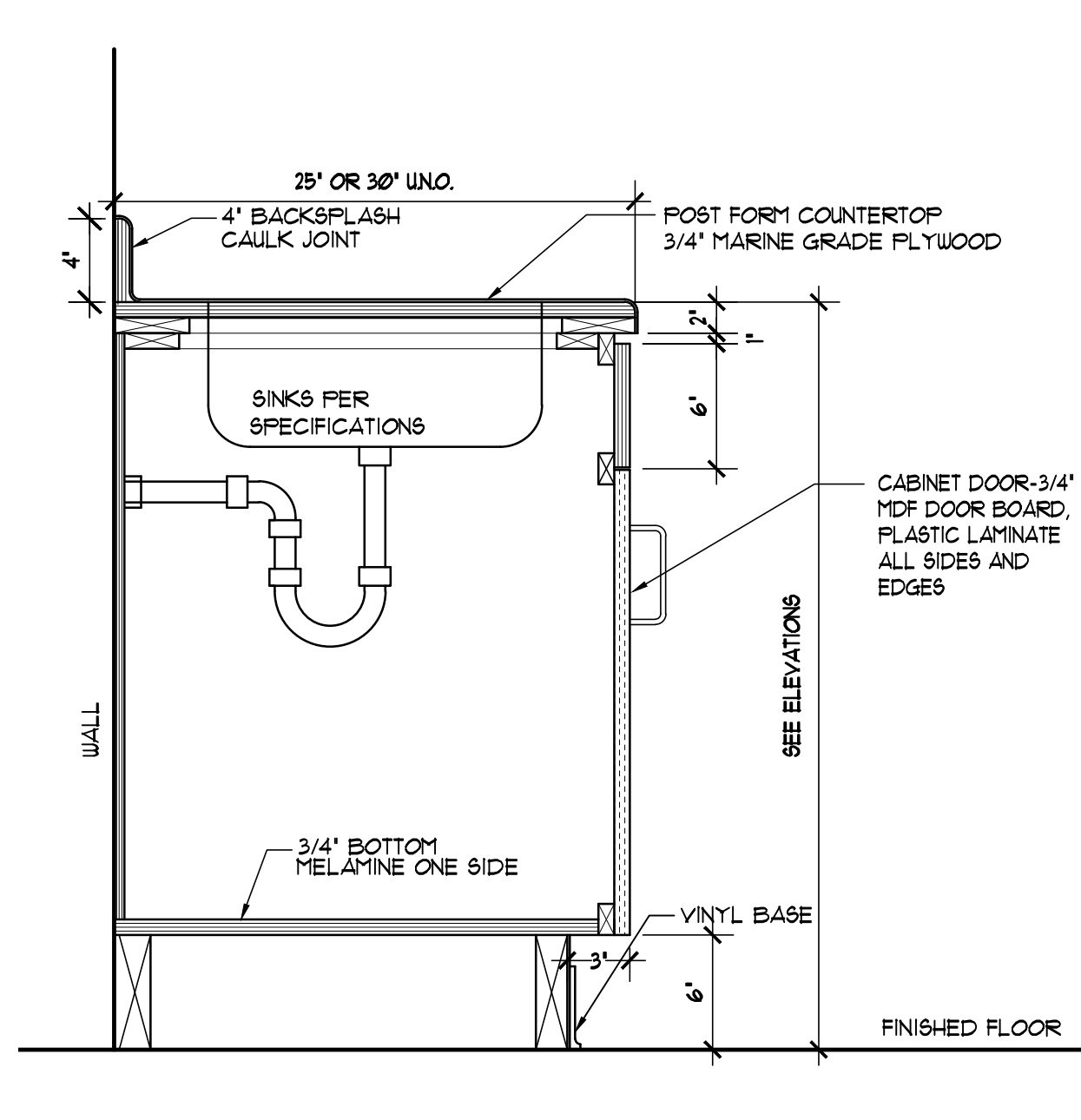
RZK FOR REVIEW NOT FOR CONSTRUCTION
Job no. 200.40
3A-8.0

ARCHITECTS RZK, INC.
800 FLORIDA AVENUE SUITE 202 COCOA, FLORIDA 32922 TELEPHONE (321) 631-8039

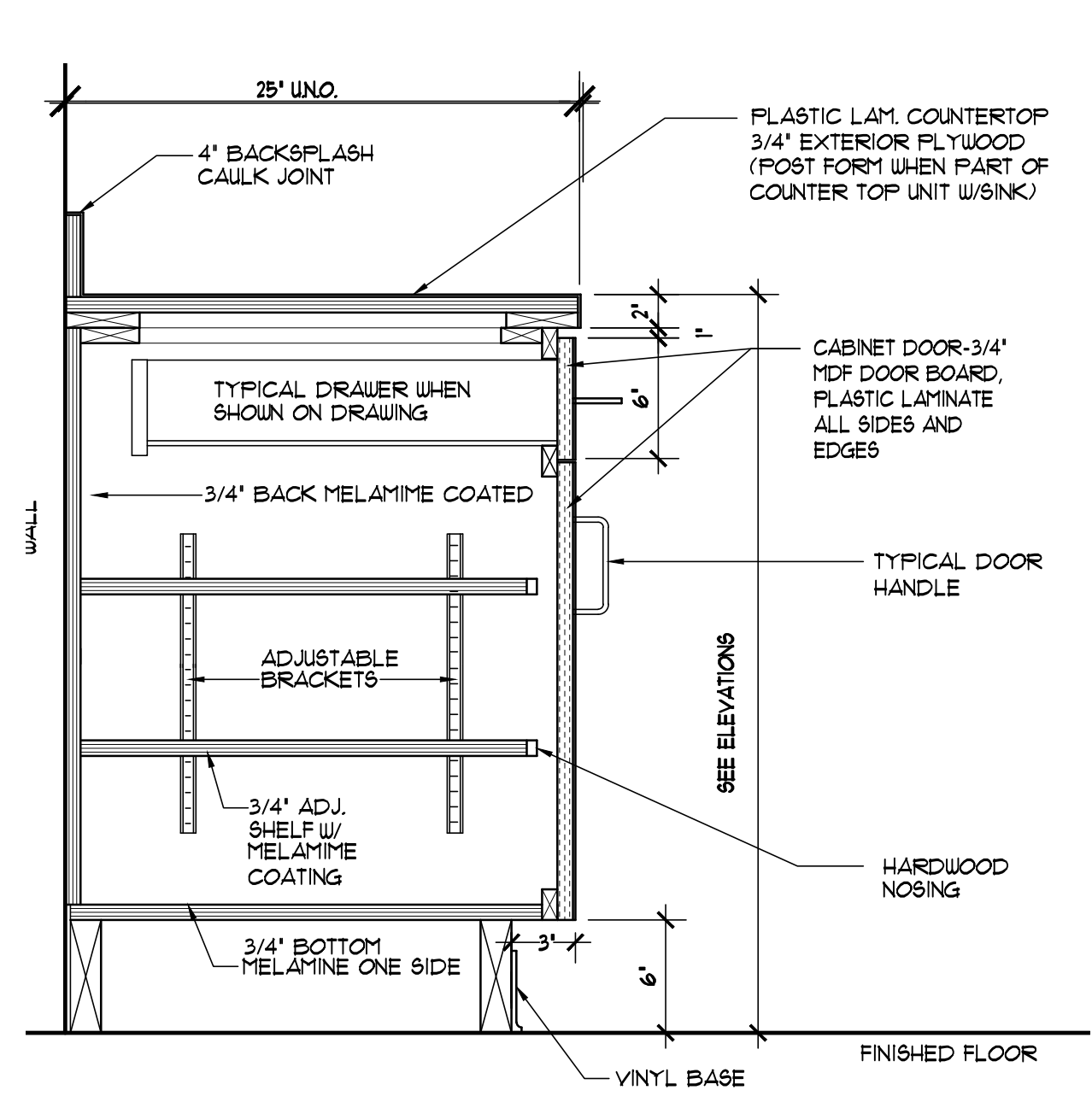




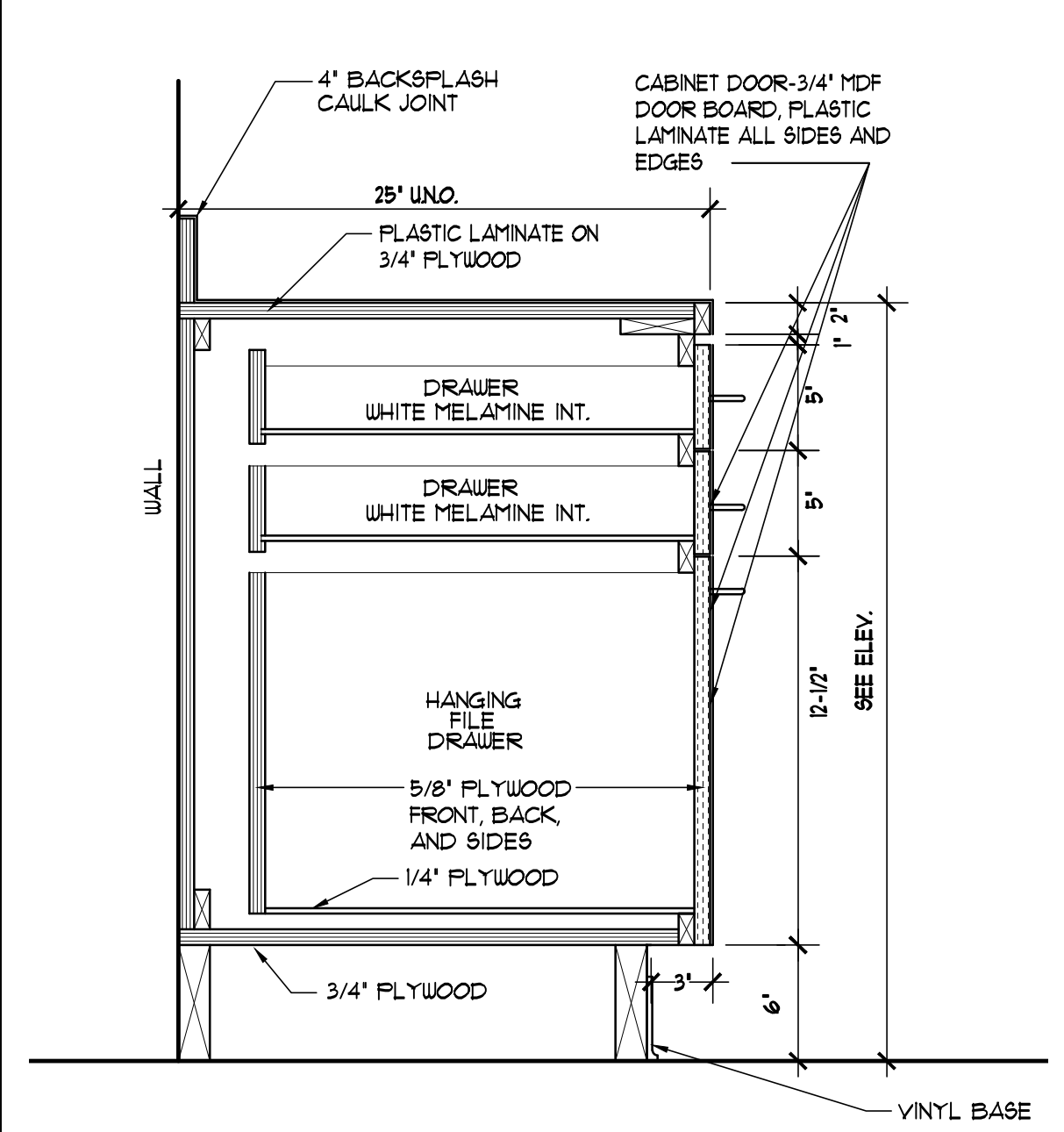
1 WALL HUNG CABINET
SCALE: 1-1/2" = 1'-0"



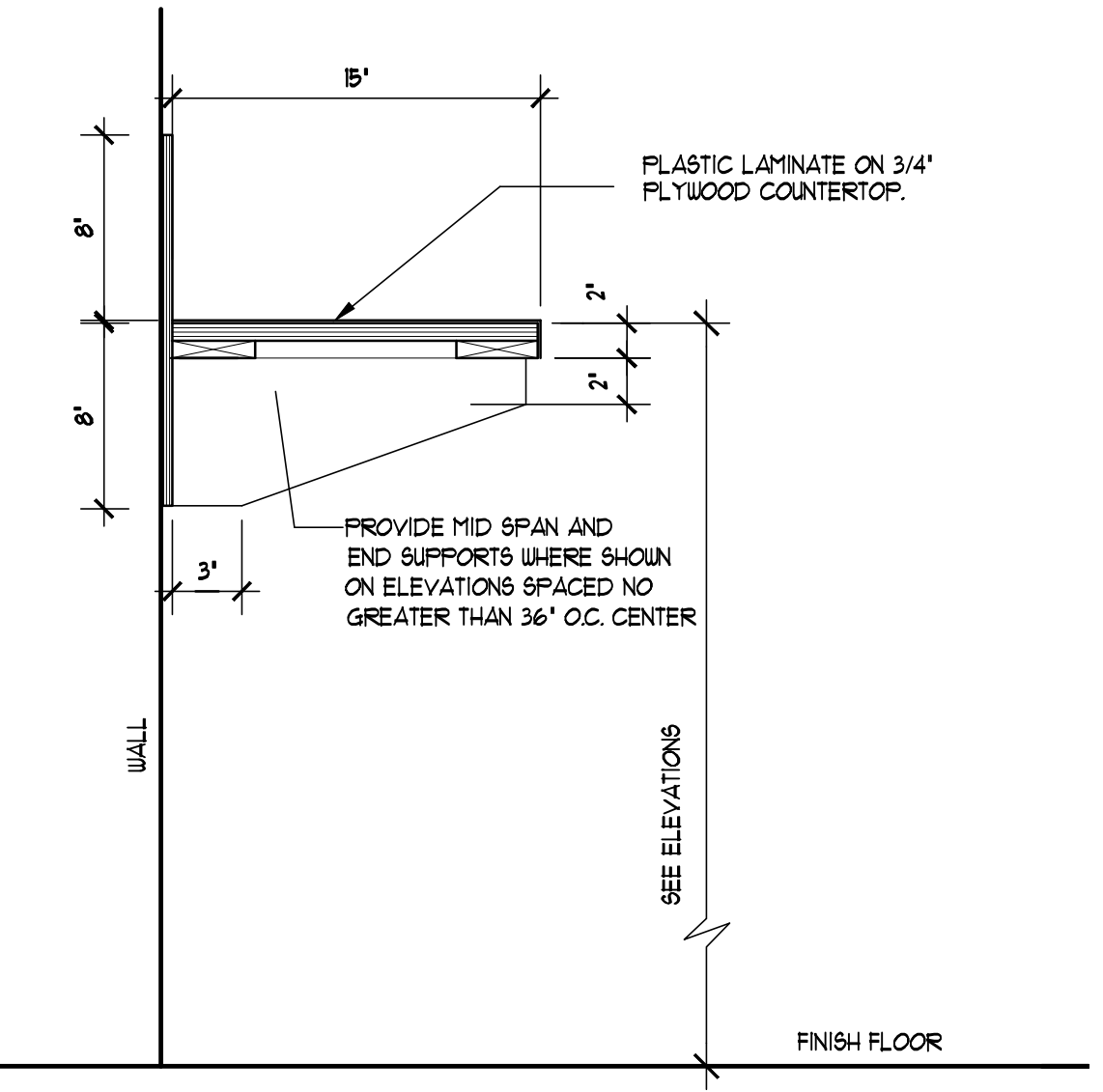
2 SINK BASE CABINET
SCALE: 1-1/2" = 1'-0"



3 BASE CABINET
SCALE: 1-1/2" = 1'-0"



4 DRAWER UNIT • WALL
SCALE: 1-1/2" = 1'-0"



5 SHELF DETAIL
SCALE: 1-1/2" = 1'-0"

GENERAL CABINETRY NOTES

1. CONTRACTOR TO SUBMIT SHOP DRAWINGS TO INCLUDE ATTACHMENT DETAILS VERIFYING CABINET ASSEMBLIES WILL BE SECURED PER FBC STANDARDS. SECURING AND ATTACHMENT METHODS WILL BE REVIEWED AND APPROVED BY ARCHITECT/ENGINEER.
2. PLUMBING AND CASEWORK CONTRACTOR TO COORDINATE SINK LOCATION CONNECTION AND CUT-OUT.
3. SEE INTERIOR ELEVATIONS FOR CABINETRY HEIGHT AND PLUMBING SPECIFICATIONS FOR SINK TYPE.
4. SEE SPECIFICATIONS FOR ALL DOOR AND DRAWER HARDWARE.
5. P.T. PLYWOOD OR SHEET METAL SHALL BE INSTALLED BEHIND ALL MOUNTED FIXTURES, CABINETRY, PARTITIONS ETC. FOR SUPPORT. ANCHOR UNIT SECURELY TO WALL ON CONCEALED IN-WALL BACK BRACING.
6. ALL CASEWORK TO BE FACE FRAME CABINETS, UNLESS OTHERWISE NOTED.
7. ALL CASE WORK TO HAVE PLASTIC LAMINATE ON THE EXTERIOR SURFACES, MELAMINE ON THE INTERIOR SURFACES AND NO EXPOSED FASTENERS.
8. THE ROOM FINISH LEGEND IS INTENDED TO PROVIDE GENERAL ROOM FINISHES. SEE SECTIONS AND INTERIOR ELEVATIONS FOR MORE DETAILING AND FINISH REQUIREMENTS. NOT ALL FINISH MATERIALS REQUIRED FOR THIS PROJECT ARE ADDRESSED IN THE FINISH LEGEND. DO NOT BID OFF ONLY THE FINISH SCHEDULE FOR ANY TRADE.

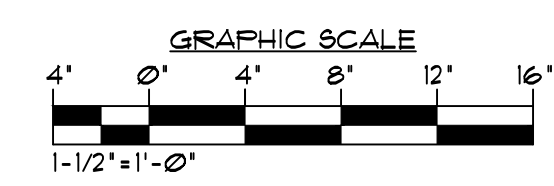
REVISIONS AND UPDATES

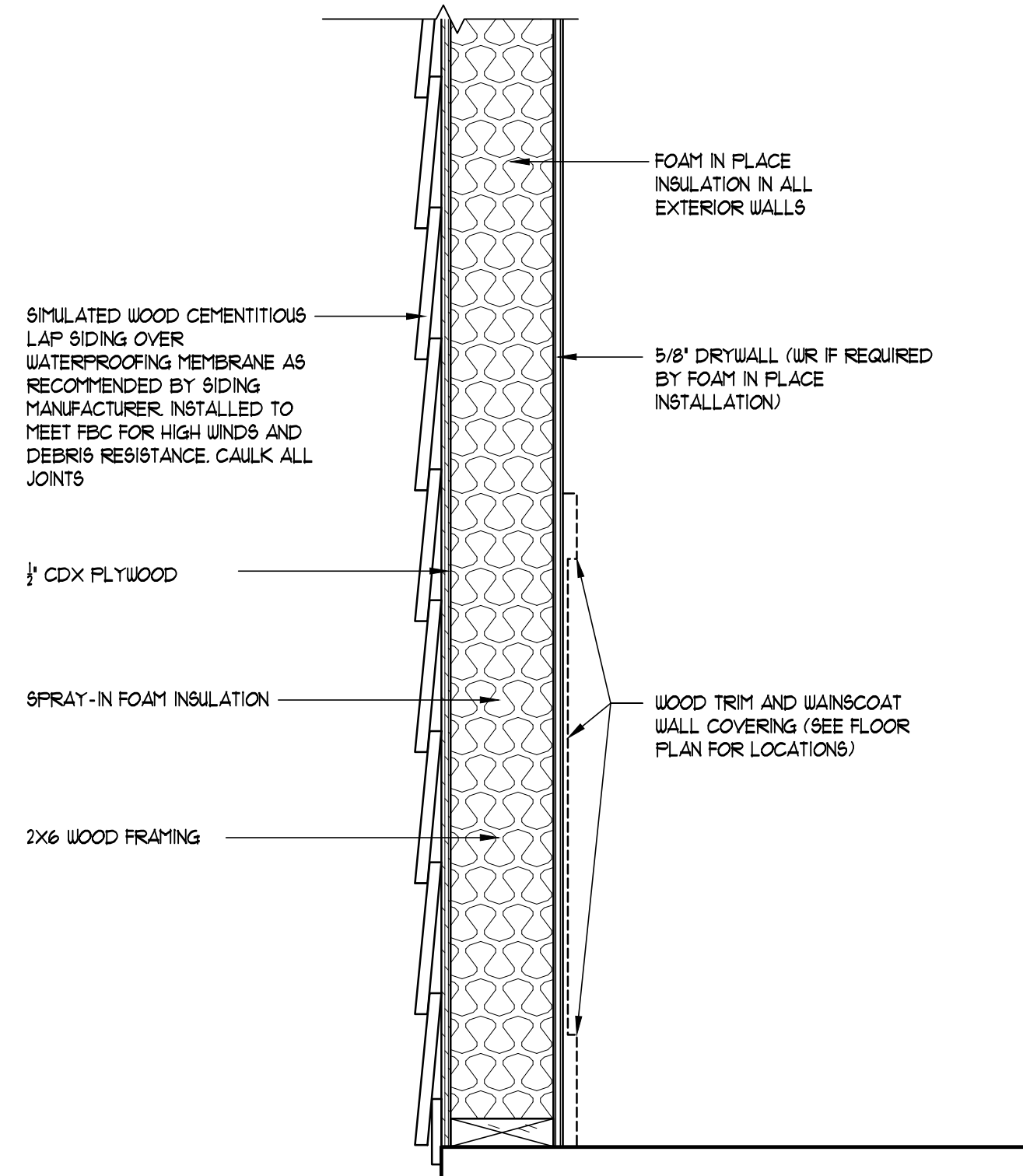
10/01/14		90% CONSTRUCTION DOCUMENTS
06/18/14		PROGRESS SET
03/21/14		DESIGN DEVELOPMENT SET
09/20/12		SCHEMATIC PLANS

**CAPE CANAVERAL LIGHTHOUSE FOUNDATION
LIGHTHOUSE KEEPER'S COTTAGES**
LIGHTHOUSE RD CAPE CANAVERAL AFS, FL
EDUCATION CENTER CABINETRY + FINISH DTLs

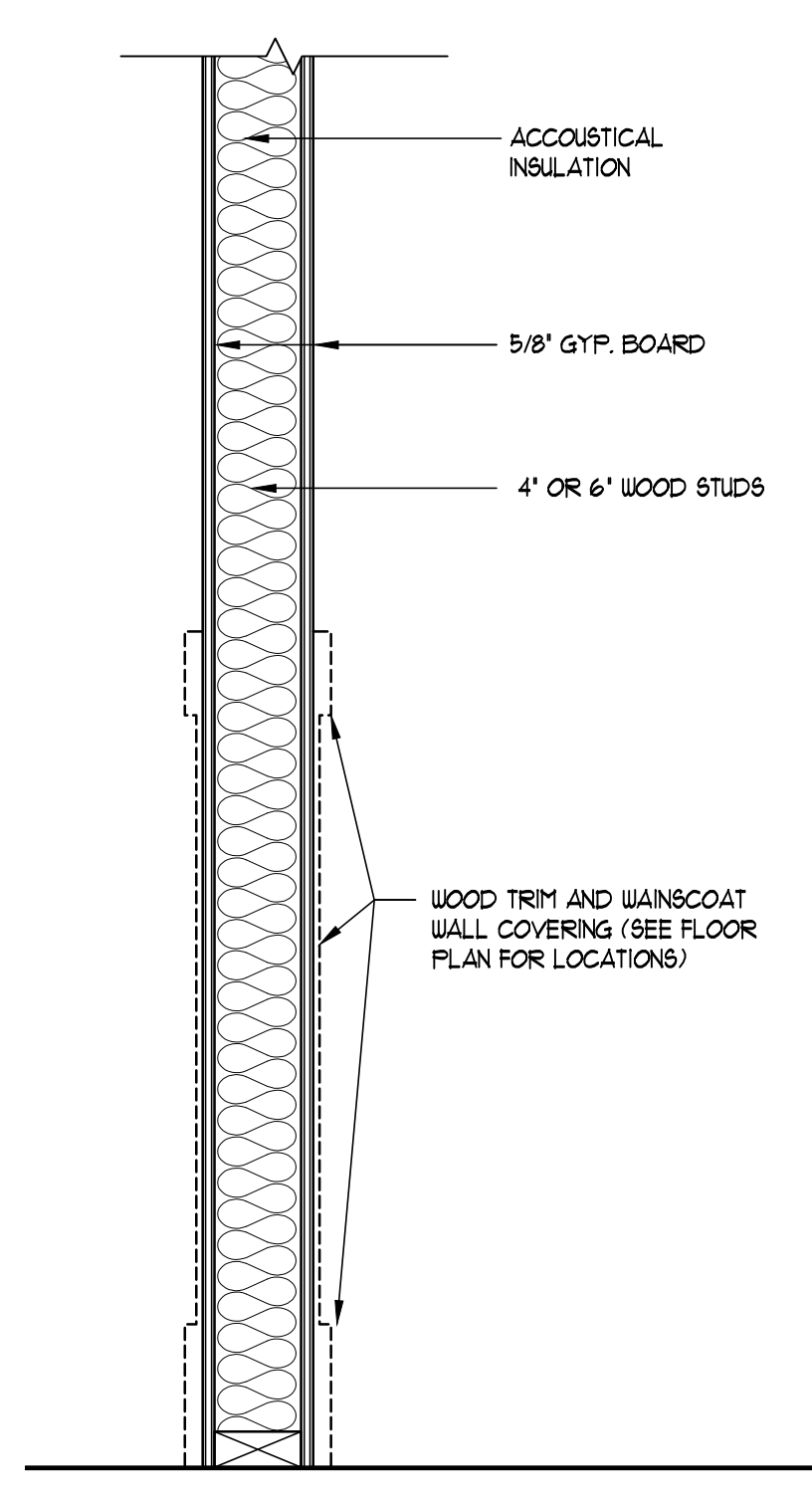
drawn 09/30/14 CNK checked 07/03/14 JJR approved JJR

RZK FOR REVIEW NOT FOR CONSTRUCTION
Job no. 200240
3A-9.0





A EXTERIOR WALL



B 4' OR 6' FRAMED WALL

1 WALL TYPES
SCALE: 1-1/2"=1'-0"

REVISIONS AND UPDATES		
10/01/14		90% CONSTRUCTION DOCUMENTS
06/18/14		PROGRESS SET
03/21/14		DESIGN DEVELOPMENT SET
09/20/12		SCHEMATIC PLANS

CAPE CANAVERAL LIGHTHOUSE FOUNDATION
LIGHTHOUSE KEEPER'S COTTAGES
LIGHTHOUSE RD CAPE CANAVERAL AFS, FL
EDUCATION CENTER WALL TYPES

drawn 09/30/14 CNK checked 07/03/14 JJR approved JJR

FOR REVIEW
NOT FOR
CONSTRUCTION

Job no. 2012.40
3A-10.0

